

PLC/Kings/RNSW Regatta

Saturday, 23 February 2019

**Sydney International Regatta Centre
Penrith Lakes, NSW**

1	SGYr8 2x	1. Schoolgirl Year 8 Double Scull	Division 1
2		Division 2
3		Division 3
4	SGYr8 1x	2. Schoolgirl Year 8 Single Scull	Division 1
5		Division 2
6		Division 3
7		Division 4
8		Division 5
9	SGYr9-1 4x+	3. Schoolgirl Year 9 Coxed Quad Scull Division 1	Division 1
10		Division 2
11	SGYr9-2 4x+	4. Schoolgirl Year 9 Coxed Quad Scull Division 2	Final
12	SGYr9-3 4x+	5. Schoolgirl Year 9 Coxed Quad Scull Division 3	Final
13	SGYr9-4 4x+	6. Schoolgirl Year 9 Coxed Quad Scull Division 4	Final
14	SGYr9-5 4x+	7. Schoolgirl Year 9 Coxed Quad Scull Division 5	Final
15	*	8,9. SBYr10-4 8+, SBYr10-3 8+	A Final
16	SBYr10-2 8+	10. School Year 10 2nd Eight	Final
17	SBYr10-1 8+	11. School Year 10 1st Eight	Final
18	SGYr10 8+	12. Schoolgirl Year 10 Eight	Final
19	SGYr8-1 4x+	13. Schoolgirl Year 8 Coxed Quad Scull Division 1	Division 1
20		Division 2
21	SGYr8-2 4x+	14. Schoolgirl Year 8 Coxed Quad Scull Division 2	Division 1
22		Division 2
23	SGYr8-3 4x+	15. Schoolgirl Year 8 Coxed Quad Scull Division 3	Division 1
24		Division 2
25	SGYr8-4 4x+	16. Schoolgirl Year 8 Coxed Quad Scull Division 4	Final
26	SGYr8-5 4x+	17. Schoolgirl Year 8 Coxed Quad Scull Division 5	Division 1
27		Division 2
28	SGYr9 2x	18. Schoolgirl Year 9 Double Scull	Division 1
29		Division 2
30		Division 3
31	SGYr9 1x	19. Schoolgirl Year 9 Single Scull	Division 1
32		Division 2
33		Division 3
34	MU17 8+	20. Men's Under 17 Eight	Final
35	SG 2x	22. Schoolgirl Double Scull	Division 1
36		Division 2
37	SG 1x	23. Schoolgirl Single Scull	Division 1
38		Division 2
39	SG Para 1x	24. Schoolgirl Para Single Scull	Final
40	SG Para 1x 500	25. Schoolgirl Para Single Scull Recreational 500	Final
41	SGYr10 2x	26. Schoolgirl Year 10 Double Scull	Division 1
42		Division 2
43	SGYr10 1x	27. Schoolgirl Year 10 Single Scull	Division 1
44		Division 2
45		Division 3
46	SGYr10 4+	28. Schoolgirl Year 10 Coxed Four	Final
47	SB3 8+	29. School Third Eight	Final
48	SB4 4+	30. School 4th Four	Final
49	SB3 4+	31. School 3rd Four	Final
50	SB2 4+	32. School 2nd Four	Final
51	SB1 4+	33. School 1st Four	Final
52	SG 4+	34. Schoolgirl Four	Final
53	SG 4x+	36. Schoolgirl Coxed Quad Scull	Final
54	SB2 8+	37. School 2nd Eight	Final
55	SG2 8+	38. Schoolgirl Second Eight	Final
56	SB1 8+	39. School 1st Eight	Final
57	SG1 8+	40. Schoolgirl 1st Eight	Final
58	SGY10-1 4x+	41. Schoolgirl Year 10 Coxed Quad Scull Division 1	Final
59	SGY10-2 4x+	42. Schoolgirl Year 10 Coxed Quad Scull Division 2	Final
60	SGY10-3 4x+	43. Schoolgirl Year 10 Coxed Quad Scull Division 3	Final
61	SGY10-4 4x+	44. Schoolgirl Year 10 Coxed Quad Scull Division 4	Final
62	*	45,46. SGY10-5 4x+, SGY10-6 4x+	A Final
63	MU19 4+	47. Men's Under 19 Four	Division 1
64		Division 2
65	*	48,50. WU19 4+, WU19 4x+	A Final
66	MU19 8+	51. Men's Under 19 Eight	Final
67	WU19 8+	52. Women's Under 19 Eight	Final

Race 1 Schoolgirl Year 8 Double Scull					Division 1	
Place	Crew	Lane	500m	1000m	Margins	
1	01.02 Loreto Kirribilli 1 Eliza Brown, Kate Rooney	1	2:05.67 (2) 2:05.67	4:09.05 2:03.38	0.00	+0.00
2	01.19 Roseville Hannah Alexander, Sienna Fitzgerald	9	2:04.71 (1) 2:04.71	4:09.12 2:04.41	0.07	+0.07
3	01.20 Sydney Girls 1 Kate Davenport, Zinat Safi	4	2:13.17 (3) 2:13.17	4:24.69 2:11.52	15.57	+15.64
4	01.15 Redlands 1 Erin Tyrrell, Alana Mansfield	2	2:13.82 (4) 2:13.82	4:35.59 2:21.77	10.90	+26.54
5	01.10 North Sydney Girls Eve Miles, Alexandra Suttor	3	2:23.12 (7) 2:23.12	4:42.12 2:19.00	6.53	+33.07
6	01.04 Loreto Normanhurst 1 Elizabeth Powell, Meg Dalton	6	2:18.50 (5) 2:18.50	4:43.97 2:25.47	1.85	+34.92
7	01.08 MLC School 1 Zoe Howes, Romy Dobbie	8	2:19.41 (6) 2:19.41	4:47.86 2:28.45	3.89	+38.81
8	01.11 PLC Sydney 1 Ruby Duane, Lilly Redstone	7	2:38.41 (8) 2:38.41	5:27.21 2:48.80	39.35	+78.16
	01.01 Canberra Girls Grammar Saffron Dennell, Mariana Kartsonas	5	SCRATCHED			

Photo for 1st Place



PLC/Kings/RNSW Regatta

Saturday, 23 February 2019

Race 2 Schoolgirl Year 8 Double Scull					Division 2	
Place	Crew	Lane	500m	1000m	Margins	
1	01.12 PLC Sydney 2 Victoria Mortensen, Charlotte Cameron	4	2:18.33 (3) 2:18.33	4:32.04 2:13.71	0.00	+0.00
2	01.03 Loreto Kirribilli 2 Madeleine O'Grady, Elizabeth Carey	8	2:14.90 (1) 2:14.90	4:36.78 2:21.88	4.74	+4.74
3	01.09 MLC School 2 Francesca Morrison, Tessa Tomkins	5	2:17.85 (2) 2:17.85	4:38.91 2:21.06	2.13	+6.87
4	01.21 Sydney Girls 2 Lorien Wong, Hesandi Kariyawasam	3	2:24.81 (4) 2:24.81	4:50.02 2:25.21	11.11	+17.98
5	01.05 Loreto Normanhurst 2 Georgia Sykes, Jessica Lennon	7	2:26.10 (5) 2:26.10	4:55.72 2:29.62	5.70	+23.68
6	01.16 Redlands 2 Zoe Naismith, Aysha Sayan	6	2:27.08 (6) 2:27.08	4:57.09 2:30.01	1.37	+25.05
7	01.24 Tara School Charuni Abhayawickrama, Sophia Moon	2	2:28.51 (7) 2:28.51	5:09.78 2:41.27	12.69	+37.74

Race 3 Schoolgirl Year 8 Double Scull					Division 3	
Place	Crew	Lane	500m	1000m	Margins	
1	01.06 Loreto Normanhurst 3 Greta Perosin, Zoe Clubb	1	2:07.09 (1) 2:07.09	4:23.12 2:16.03	0.00	+0.00
2	01.14 PLC Sydney 4 Seanna Beverley-Smith, Emylene Kuoch	5	2:15.88 (3) 2:15.88	4:36.06 2:20.18	12.94	+12.94
3	01.07 Loreto Normanhurst 4 Josie Sims, Sophie Bremer*	8	2:13.91 (2) 2:13.91	4:36.55 2:22.64	0.49	+13.43
4	01.17 Redlands 3 Maia Healey, Georgia Verschoor	4	2:20.73 (4) 2:20.73	4:46.14 2:25.41	9.59	+23.02
5	01.22 Sydney Girls 3 Danielle Koesnadi, Lauren Teoh	3	2:24.14 (5) 2:24.14	4:51.01 2:26.87	4.87	+27.89
6	01.18 Redlands 4 Madeleine (Maddie) Bye, Taya Garner	6	2:26.21 (7) 2:26.21	4:57.34 2:31.13	6.33	+34.22
7	01.23 Sydney Girls 4 Sonia Chapman, Rachel Li	7	2:25.10 (6) 2:25.10	5:03.44 2:38.34	6.10	+40.32
8	01.13 PLC Sydney 3 Selena Read, Claudia Daley	2	2:34.70 (8) 2:34.70	5:19.45 2:44.75	16.01	+56.33

*substitute

Race 4 Schoolgirl Year 8 Single Scull					Division 1	
Place	Crew	Lane	500m	1000m	Margins	
1	02.31 Roseville Sienna Meany	5	2:20.42 (2) 2:20.42	4:43.26 2:22.84	0.00	+0.00
2	02.05 Loreto Normanhurst 1 Alexandra O'Brien	2	2:21.89 (4) 2:21.89	4:44.48 2:22.59	1.22	+1.22
3	02.37 Tara School Olivia Dohnt	7	2:22.61 (5) 2:22.61	4:48.74 2:26.13	4.26	+5.48
4	02.23 Redlands 1 Catarina Croll	1	2:24.03 (6) 2:24.03	4:51.47 2:27.44	2.73	+8.21
5	02.20 Pymble Ladies 1 Annabelle Whiteley	4	2:19.94 (1) 2:19.94	4:52.38 2:32.44	0.91	+9.12
6	02.13 North Sydney Girls Charlotte Tan	8	2:31.32 (7) 2:31.32	5:07.76 2:36.44	15.38	+24.50
7	02.14 PLC Sydney 1 Bailee Winton-Murray	6	2:21.74 (3) 2:21.74	5:47.51 3:25.77	39.75	+64.25
	02.11 MLC School 1 Lauren Purkis	3	SCRATCHED			

PLC/Kings/RNSW Regatta

Saturday, 23 February 2019

Race 5 Schoolgirl Year 8 Single Scull					Division 2	
Place	Crew	Lane	500m	1000m	Margins	
1	02.02 Loreto Kirribilli 2 Katie Webb	4	2:15.63 (2) 2:15.63	4:31.77 2:16.14	0.00	+0.00
2	02.01 Loreto Kirribilli 1 Coco Gracie	2	2:13.24 (1) 2:13.24	4:36.24 2:23.00	4.47	+4.47
3	02.06 Loreto Normanhurst 2 Sophie McKenna	8	2:29.91 (3) 2:29.91	4:59.96 2:30.05	23.72	+28.19
4	02.35 Sydney Girls 2 Cassandra Szmajda	1	2:30.97 (4) 2:30.97	5:03.75 2:32.78	3.79	+31.98
5	02.32 Sydney 1 Sophie Brennan	3	2:32.17 (5) 2:32.17	5:11.54 2:39.37	7.79	+39.77
6	02.12 MLC School 2 LeYan Gui	6	2:37.10 (6) 2:37.10	5:20.12 2:43.02	8.58	+48.35
7	02.21 Pymble Ladies 2 Madeleine Coman	5	2:37.86 (7) 2:37.86	5:20.36 2:42.50	0.24	+48.59
8	02.34 Sydney Girls 1 Sarah Blaney	7	2:39.14 (8) 2:39.14	5:30.10 2:50.96	9.74	+58.33

Race 6 Schoolgirl Year 8 Single Scull					Division 3	
Place	Crew	Lane	500m	1000m	Margins	
1	02.03 Loreto Kirribilli 3 Beth Lonie	6	2:18.72 (2) 2:18.72	4:37.15 2:18.43	0.00	+0.00
2	02.33 Sydney 2 Talisa Knoke-Driver	3	2:18.65 (1) 2:18.65	4:45.66 2:27.01	8.51	+8.51
3	02.25 Redlands 3 Briar Carter	8	2:25.30 (3) 2:25.30	4:56.26 2:30.96	10.60	+19.11
4	02.24 Redlands 2 Charlotte Scamps	1	2:35.20 (5) 2:35.20	5:05.44 2:30.24	9.18	+28.29
5	02.15 PLC Sydney 2 Jennifer Choi	5	2:33.62 (4) 2:33.62	5:12.48 2:38.86	7.04	+35.33
6	02.07 Loreto Normanhurst 3 Aiveen Creak	2	2:36.31 (6) 2:36.31	5:18.30 2:41.99	5.82	+41.15
7	02.16 PLC Sydney 3 Aaliyah Steel	4	2:36.58 (7) 2:36.58	5:24.68 2:48.10	6.38	+47.53
8	02.36 Sydney Girls 3 Aparna Hari	7	2:54.84 (8) 2:54.84	5:50.46 2:55.62	25.78	+73.31

Race 7 Schoolgirl Year 8 Single Scull					Division 4	
Place	Crew	Lane	500m	1000m	Margins	
1	02.04 Loreto Kirribilli 4 Alyssa Fickers	5	2:16.93 (1) 2:16.93	4:36.44 2:19.51	0.00	+0.00
2	02.10 Loreto Normanhurst 6 Zara Trovato	2	2:30.17 (3) 2:30.17	4:55.76 2:25.59	19.32	+19.32
3	02.22 Pymble Ladies 3 Safia Arslan	4	2:27.84 (2) 2:27.84	5:03.78 2:35.94	8.02	+27.34
4	02.19 PLC Sydney 6 Alexandra (Alex) Reid-Queeney	8	2:34.90 (4) 2:34.90	5:14.95 2:40.05	11.17	+38.51
5	02.18 PLC Sydney 5 Sarah Bebbington	6	2:39.83 (5) 2:39.83	5:24.27 2:44.44	9.32	+47.83
	02.30 Redlands 8 Taya Garner	3	DID NOT START			
	02.28 Redlands 6 Charlotte Perikic	7	SCRATCHED			

PLC/Kings/RNSW Regatta

Saturday, 23 February 2019

Race 8 Schoolgirl Year 8 Single Scull					Division 5	
Place	Crew	Lane	500m	1000m	Margins	
1	02.26 Redlands 4 Isabella (Issy) Treloar	6	2:26.76 (1) 2:26.76	4:55.56 2:28.80	0.00	+0.00
2	02.09 Loreto Normanhurst 5 Estelle Kyriazis	7	2:27.19 (2) 2:27.19	5:03.46 2:36.27	7.90	+7.90
3	02.27 Redlands 5 Gracie Connell	2	2:40.87 (4) 2:40.87	5:13.76 2:32.89	10.30	+18.20
4	02.17 PLC Sydney 4 Alana Lehane	8	2:27.92 (3) 2:27.92	5:15.12 2:47.20	1.36	+19.56
5	02.08 Loreto Normanhurst 4 Amelia Hadwen	3	2:46.04 (5) 2:46.04	5:29.41 2:43.37	14.29	+33.85
6	02.38 PLC Sydney 7 Eleanor Taylor	5	2:58.08 (6) 2:58.08	5:42.06 2:43.98	12.65	+46.50
7	02.29 Redlands 7 Yazi Coletran	4	3:23.59 (7) 3:23.59	6:19.50 2:55.91	37.44	+83.94

Race 9 Schoolgirl Year 9 Coxed Quad Scull Division 1					Division 1	
Place	Crew	Lane	500m	1000m	Margins	
1	03.02 Loreto Kirribilli C.Callaghan,E.Noye,M.Damian,L.Moran,c:G.Rose	6	1:53.77 (1) 1:53.77	3:49.83 1:56.06	0.00	+0.00
2	03.03 Loreto Normanhurst M.Webster,B.Ciesiolka,S.Goldman,M.Studdert,c:G.Bolster	5	1:55.97 (2) 1:55.97	3:57.64 2:01.67	7.81	+7.81
3	03.07 Roseville A.French,H.Clayton,A.Mackinlay,S.Brady,c:L.Thomsen	3	2:01.95 (3) 2:01.95	4:03.82 2:01.87	6.18	+13.99
4	03.04 PLC Sydney L.Stock,E.Salmon,S.Earls,K.Zhang,c:A.Sydun-West	4	2:06.34 (4) 2:06.34	4:16.31 2:09.97	12.49	+26.48
5	03.09 Tara School E.Lin,E.Feng*,N.Abhayawickrama,E.Malka,c:S.Kennaugh	7	2:07.80 (5) 2:07.80	4:22.18 2:14.38	5.87	+32.35

*substitute

Race 10 Schoolgirl Year 9 Coxed Quad Scull Division 1					Division 2	
Place	Crew	Lane	500m	1000m	Margins	
1	03.06 Queenwood B.Lancaster,R.Harvey,M.Nicol,L.Lewis,c:H.Massey	5	1:52.84 (1) 1:52.84	3:53.33 2:00.49	0.00	+0.00
2	03.08 Sydney Girls Z.Greenwood,Z.Krakowszky,M.Vinciguerra,J.Perry,c:T.Macarthur-Lassen	3	1:56.18 (2) 1:56.18	3:58.21 2:02.03	4.88	+4.88
3	03.10 North Sydney Girls Z.Slunjski,L.Halliday,M.Lee,S.Freiburg,c:M.Tao	7	1:59.59 (4) 1:59.59	4:01.69 2:02.10	3.48	+8.36
4	03.01 Canberra Girls Grammar C.Hardman,L.Goldie,A.Farrell,E.Beltrami,c:S.Spong	6	1:57.26 (3) 1:57.26	4:05.07 2:07.81	3.38	+11.74
5	03.05 Pymble Ladies E.Livingstone,L.Huntley,P.Austin,D.Owen,c:S.Hudson	4	2:10.74 (5) 2:10.74	4:25.94 2:15.20	20.87	+32.61

PLC/Kings/RNSW Regatta


Saturday, 23 February 2019

Race 11 Schoolgirl Year 9 Coxed Quad Scull Division 2					Final	
Place	Crew	Lane	500m	1000m	Margins	
1	04.02 Loreto Kirribilli S.Hill,M.Schmidt,L.Howard,L.Colla,c:M.Jones	8	1:58.13 (1) 1:58.13	4:01.69 2:03.56	0.00	+0.00
2	04.07 Queenwood C.Watts,M.Kazal,N.Mazay,K.Daemen,c:M.Cox	2	2:13.94 (6) 2:13.94	4:06.85 1:52.91	5.16	+5.16
3	04.06 Pymble Ladies Z.Sherwood,P.Jackson,C.Luxford,S.Dunn,c:A.Ibbotson	7	2:02.18 (2) 2:02.18	4:07.71 2:05.53	0.86	+6.02
4	04.01 Canberra Girls Grammar S.Wilson,H.Irvine,A.Barker,S.Champion de Crespigny,c:J.Mclaren	3	2:20.90 (8) 2:20.90	4:09.24 1:48.34	1.53	+7.55
5	04.03 Loreto Normanhurst B.Carr,J.Burke,E.Attia,K.Cooley,c:E.Flaherty	5	2:03.32 (4) 2:03.32	4:12.77 2:09.45	3.53	+11.08
6	04.05 PLC Sydney I.Craig,N.Vohra,A.Rutherford,J.Vuong,c:O.Thompson	9	2:03.19 (3) 2:03.19	4:14.63 2:11.44	1.86	+12.94
7	04.10 North Sydney Girls R.Matharu,M.Lin,L.Zhu,A.Mei,c:S.Li	1	2:15.16 (7) 2:15.16	4:18.53 2:03.37	3.90	+16.84
8	04.09 Sydney Girls J.Pham,C.Li,A.Eleftheriou,S.Lim,c:E.Ford	6	2:07.63 (5) 2:07.63	4:23.38 2:15.75	4.85	+21.69
	04.08 Roseville E.Baird,S.Chrra,A.Cassar,A.Erby,c:G.Clayton	4	SCRATCHED			

Race 12 Schoolgirl Year 9 Coxed Quad Scull Division 3					Final	
Place	Crew	Lane	500m	1000m	Margins	
1	05.08 Roseville G.Trifunovic,A.Cox,L.Young,G.Thorpe,c:T.Andrews	4	1:56.39 (1) 1:56.39	4:01.87 2:05.48	0.00	+0.00
2	05.03 Loreto Normanhurst E.Hornby,E.Rossell,K.Walters,C.Curran,c:C.Tran	8	2:03.96 (5) 2:03.96	4:08.79 2:04.83	6.92	+6.92
3	05.06 Pymble Ladies A.Watts,M.Lyster,I.Sun,J.Armstrong,c:L.Townsley	2	2:02.85 (2) 2:02.85	4:09.75 2:06.90	0.96	+7.88
4	05.01 Canberra Girls Grammar S.Carey,X.Putra Jaya,C.Charles,A.Malegan,c:M.Banan	6	2:03.76 (4) 2:03.76	4:09.89 2:06.13	0.14	+8.02
5	05.02 Loreto Kirribilli S.Callanan,T.Howse,E.Conti,C.Burgess,c:J.Carey	5	2:03.35 (3) 2:03.35	4:14.18 2:10.83	4.29	+12.31
6	05.07 Queenwood E.Yoo,M.Weale,A.Tyquin,M.Warner,c:C.Clarke	3	2:11.44 (7) 2:11.44	4:16.72 2:05.28	2.54	+14.85
7	05.09 Sydney Girls S.Davies,L.Grosser,G.Jayaganesh*,A.Tyson,c:O.de Wit	1	2:07.43 (6) 2:07.43	4:19.93 2:12.50	3.21	+18.06
8	05.05 PLC Sydney B.Grinhams,A.Qiu,M.Ni,N.Stathopoulos,c:P.Glenn	7	2:22.65 (8) 2:22.65	4:47.00 2:24.35	27.07	+45.13

*substitute

Photo for 3rd Place



PLC/Kings/RNSW Regatta

Saturday, 23 February 2019

Race 13 Schoolgirl Year 9 Coxed Quad Scull Division 4					Final	
Place	Crew	Lane	500m	1000m	Margins	
1	06.02 Loreto Kirribilli A.Fickers,C.Gracie,B.Lonie,K.Webb,c:C.Lenzner	6	1:59.07 (1) 1:59.07	4:00.86 2:01.79	0.00	+0.00
2	06.01 Canberra Girls Grammar S.Wheeler,C.Grimwade,C.Pittar,J.Hughes,c:G.Dimoff	5	2:00.63 (2) 2:00.63	4:09.59 2:08.96	8.73	+8.73
3	06.06 Roseville T.Hoffman,A.Bennett,L.Stevenson,L.Rose,c:L.O'Dwyer	7	2:05.54 (4) 2:05.54	4:12.96 2:07.42	3.37	+12.10
4	06.04 Pymble Ladies E.Wang,J.Chen,P.Sargeant,G.Carey,c:M.Khan	2	2:05.19 (3) 2:05.19	4:16.65 2:11.46	3.69	+15.79
5	06.05 Queenwood S.Fraser,D.Tian,N.Peace,A.Loukas,c:L.Anderson	3	2:12.99 (5) 2:12.99	4:31.41 2:18.42	14.76	+30.55
6	06.03 Loreto Normanhurst S.Simon,S.Gardiner,K.Hughes,A.Yogesvaran,c:E.Broughton	4	2:15.39 (6) 2:15.39	4:39.96 2:24.57	8.55	+39.10

Race 14 Schoolgirl Year 9 Coxed Quad Scull Division 5					Final	
Place	Crew	Lane	500m	1000m	Margins	
1	07.02 Loreto Kirribilli 5 E.Carey,M.O'Grady,K.Rooney,E.Brown,c:A.Goodman	8	2:02.33 (1) 2:02.33	4:07.79 2:05.46	0.00	+0.00
2	07.03 Loreto Kirribilli 6 D.Elias,L.McDougall,C.Flanagan,O.Bisoglio,c:C.Gately	2	2:10.93 (2) 2:10.93	4:23.34 2:12.41	15.55	+15.55
3	07.01 Canberra Girls Grammar Z.Sherrard,E.Lynn,M.Ziaee,R.Mclaughlin,c:J.Bagnell	4	2:11.00 (3) 2:11.00	4:28.14 2:17.14	4.80	+20.35
4	07.05 Pymble Ladies 5 J.Seeto,S.Misener,V.Brash,E.Thompson,c:A.Cao	5	2:14.00 (4) 2:14.00	4:30.98 2:16.98	2.84	+23.19
5	07.04 Loreto Normanhurst A.Whittaker,I.Reid,E.Thomas,B.Whittaker,c:Z.Hartshorne	7	2:22.88 (5) 2:22.88	4:45.19 2:22.31	14.21	+37.40
6	07.07 Queenwood N.Hollaway,M.Higgins,S.Watts,S.Fraser,c:A.Hindmarsh	6	2:28.56 (6) 2:28.56	4:54.77 2:26.21	9.58	+46.98
	07.06 Pymble Ladies 6 E.Stevens,A.Mufford,A.Pratt,A.Zhou,c:A.Bruinwold Riedel	3				

Race 15 School Year 10 4th Eight							A Final	
Place	Crew	Lane	500m	1000m	1500m	2000m	Margins	
1	08.02 St Josephs Taber,Taylor,Tarlinton,Daly, Powell,Symons,Worrell,Grimmond,c:Chau	3	1:46.07 (1) 1:46.07	3:33.45 (1) 1:47.38	5:20.89 (1) 1:47.44	7:03.42 1:42.53	0.00	+0.00
	08.01 Shore Rickward,Henshaw,Walker,Buchanan-Reeks, Hislop,Knapman,Galloway,Elvy,c:Joel	2	DID NOT START					

Race 15 School Year 10 3rd Eight							A Final	
Place	Crew	Lane	500m	1000m	1500m	2000m	Margins	
1	09.04 St Josephs Hannan,Wynne,Ortolani,Smith, Renshaw,Parnaby,Arthur,Smith,c:Cridland	5	1:42.42 (2) 1:42.42	3:27.52 (1) 1:45.10	5:12.93 (1) 1:45.41	6:55.79 1:42.86	0.00	+0.00
2	09.02 Shore Gregg,Brewer,Loxton,Houstone, Arrand,Herron,Oxenham,O'Shea,c:Robinson	7	1:40.69 (1) 1:40.69	3:29.00 (2) 1:48.31	5:19.77 (2) 1:50.77	7:06.43 1:46.66	10.64	+10.64
3	09.03 St Ignatius Graves,O'Meara,Bridger,Shishoian, Egger,Kelly,Granger,Wright,c:Johnston	8	1:46.61 (3) 1:46.61	3:39.21 (3) 1:52.60	5:33.22 (3) 1:54.01	7:23.31 1:50.09	16.88	+27.52
	09.01 Grammar Levy,Hannelly,Elphinstone,Bae, Cree,Goldsack,Alliker,Alonso,c:Ho	6	SCRATCHED					

PLC/Kings/RNSW Regatta

Saturday, 23 February 2019

Race 16 School Year 10 2nd Eight							Final	
Place	Crew	Lane	500m	1000m	1500m	2000m	Margins	
1	10.07 St Josephs Crawshaw,Daley,McCullough,Dermodoy, Agar,Mead,McDonald,Costigan,c:Graham	2	1:36.95 1:36.95	3:18.14 (1) 1:41.19	5:00.81 (1) 1:42.67	6:40.22 1:39.41	0.00	+0.00
2	10.05 Shore Colquhoun-Thomson,Perez,Lyne,Derbidge, LeMaitre,Dight,McRae,White,c:Smith	6	1:36.76 1:36.76	3:18.69 (2) 1:41.93	5:01.24 (2) 1:42.55	6:40.94 1:39.70	0.72	+0.72
3	10.03 Newington Davison,L'Orange,Beissel,Danks, Sheppard,Jones,Sullivan,Doust,c:Potkonjak	7	1:38.01 1:38.01	3:21.10 (3) 1:43.09	5:07.63 (3) 1:46.53	6:49.86 1:42.23	8.92	+9.64
4	10.06 St Ignatius Kerr,Bellew,Keoghan,Bambagiotti, Jewell,Collins,Boyer,Fine,c:Frewen	3		3:21.75 (4)	5:09.25 (4) 1:47.50	6:53.16 1:43.91	3.30	+12.94
5	10.01 Grammar Dyer,Mather,Sproats,Penny, Mesimeris,Morton,Duursma,Harvey,c:Sackelariou	8	1:39.36 1:39.36	3:26.70 (5) 1:47.34	5:16.04 (5) 1:49.34	7:03.26 1:47.22	10.10	+23.04
6	10.04 Scots Tresidder,Kelly,Davis,Manson, Brann,Atkinson,Garufi,McKid,c:Bullock	5	1:42.52 1:42.52	3:32.03 (6) 1:49.51	5:22.82 (6) 1:50.79	7:09.85 1:47.03	6.59	+29.63
7	10.02 Kings James,Gilmore,Ullah,Lennox, Russell,Waugh,Daugherty,Nicholas,c:McLachlan	4	1:44.88 1:44.88	3:35.30 (7) 1:50.42	5:25.97 (7) 1:50.67	7:12.98 1:47.01	3.13	+32.76

Race 17 School Year 10 1st Eight							Final	
Place	Crew	Lane	500m	1000m	1500m	2000m	Margins	
1	11.05 Shore Boyd,Walker,Collins,Deutsch, Hunter,Brunker,Donoghue,Livingstone,c:Wilson	4	1:36.24 1:36.24	3:10.60 (1) 1:34.36	4:48.88 (1) 1:38.28	6:26.85 1:37.97	0.00	+0.00
2	11.03 Newington Latham,Callanan,Purkis,Stormont, Kovarik,Burkitt-Doyle,Hobbs,Bristow,c:Dewhurst	6	1:34.17 1:34.17	3:14.53 (3) 1:40.36	4:51.60 (2) 1:37.07	6:30.10 1:38.50	3.25	+3.25
3	11.07 St Josephs Moore,Paterson,Phillips,Bensley, Hughes,Zauner,Phillips,Murphy,c:Horton	2		3:15.83 (5)	4:56.15 (4) 1:40.32	6:34.25 1:38.10	4.15	+7.40
4	11.01 Grammar O'Connell,Hervir,Wilson,Summerhayes, Barnes,Campbell,Gayst,When,c:Hastings	3	1:33.36 1:33.36	3:13.30 (2) 1:39.94	4:55.55 (3) 1:42.25	6:38.85 1:43.30	4.60	+12.00
5	11.04 Scots Mattani,Nourse,Scott,Black, Fredricson,Murfet,Campbell,Campbell,c:Hart	7	1:34.94 1:34.94	3:15.42 (4) 1:40.48	4:58.62 (5) 1:43.20	6:40.50 1:41.88	1.65	+13.65
6	11.02 Kings Leahy,Horne,Bradford,Wright, Stanford,Wallace,Obradovic,Gillies,c:Cleave	8	1:37.86 1:37.86	3:19.36 (6) 1:41.50	5:03.44 (6) 1:44.08	6:45.14 1:41.70	4.64	+18.29
7	11.06 St Ignatius Walker,Hogan,McKelvey,Connors, Evans,Thompson,Johnston,Harrop,c:Watkins	5	1:39.41 1:39.41	3:20.37 (7) 1:40.96	5:03.71 (7) 1:43.34	6:48.65 1:44.94	3.51	+21.80

Race 18 Schoolgirl Year 10 Eight							Final	
Place	Crew	Lane	-	500m	1000m	1500m	Margins	
1	12.01 Loreto Kirribilli 1 McMillan,Bateman,Foster,Constantian, Cannane,Loadsmen,Olivieri,Cadman,c:Harris	6		1:44.03 (1) 1:44.03	3:36.59 (1) 1:52.56	5:28.03 1:51.44	0.00	+0.00
2	12.02 Loreto Kirribilli 2 Lawrence,Robison,Saldanha,Harrison, Gracie,Ell,Lowrey,Sage,c:Long	4		1:46.33 (2) 1:46.33	3:37.97 (2) 1:51.64	5:29.03 1:51.06	1.00	+1.00
3	12.03 Queenwood De Souza,Hodge,Ramsay,Ezzy, Nicol,Newman,Sanderson,Stone,c:Massey	5		1:49.59 (3) 1:49.59	3:43.39 (3) 1:53.80	5:37.59 1:54.20	8.56	+9.56

PLC/Kings/RNSW Regatta

Saturday, 23 February 2019

Race 19 Schoolgirl Year 8 Coxed Quad Scull Division 1					Division 1	
Place	Crew	Lane	500m	1000m	Margins	
1	13.06 Queenwood E.Stock,A.McLellan,C.Driver,C.Botha,c:A.Hindmarsh	5	1:52.79 (1) 1:52.79	3:51.15 1:58.36	0.00	+0.00
2	13.03 Loreto Normanhurst S.McKenna,Z.Clubb,A.O'Brien,G.Perosin,c:G.Bolster	3	1:59.53 (2) 1:59.53	4:03.08 2:03.55	11.93	+11.93
3	13.07 Redlands I.Treloar,B.Carter,C.Scamps,C.Croll,c:L.Horton	4	2:00.51 (3) 2:00.51	4:03.72 2:03.21	0.64	+12.57
4	13.10 Sydney Girls D.Koesnadi,L.Teoh,K.Davenport,Z.Safi,c:H.Kariyawasam	7	2:07.60 (4) 2:07.60	4:18.88 2:11.28	15.16	+27.73
5	13.04 PLC Sydney J.Choi,C.Cameron,V.Mortensen,B.Winton-Murray,c:A.Sydun-West	6	2:11.32 (5) 2:11.32	4:19.94 2:08.62	1.06	+28.79

Race 20 Schoolgirl Year 8 Coxed Quad Scull Division 1					Division 2	
Place	Crew	Lane	500m	1000m	Margins	
1	13.02 Loreto Kirribilli A.Fikkers,C.Gracie,B.Lonie,K.Webb,c:C.Lenzner	5	1:54.33 (1) 1:54.33	3:51.05 1:56.72	0.00	+0.00
2	13.08 Roseville H.Alexander,S.Meany,A.Bennett,T.Hoffman,c:C.Pearce	4	1:54.89 (2) 1:54.89	3:52.55 1:57.66	1.50	+1.50
3	13.01 Canberra Girls Grammar P.Matthiesson-Hull,C.Bridgewater,S.Medina,H.Noyes,c:A.Petersen	6	2:05.88 (3) 2:05.88	4:13.47 2:07.59	20.92	+22.42
4	13.05 Pymble Ladies L.Page,F.Carmody,L.Miller,J.Colbran,c:I.Tishler	3	2:18.77 (5) 2:18.77	4:17.05 1:58.28	3.58	+26.00
5	13.09 St Catherine's C.Skeffington,A.Beckett,S.McDonald,C.Fatouris,c:C.Wadds	7	2:13.21 (4) 2:13.21	4:26.87 2:13.66	9.82	+35.82

Race 21 Schoolgirl Year 8 Coxed Quad Scull Division 2					Division 1	
Place	Crew	Lane	500m	1000m	Margins	
1	14.06 Queenwood C.Brunker,E.Tickle,M.Billingham,H.Boyd,c:A.Mergen	6	1:59.08 (1) 1:59.08	4:01.37 2:02.29	0.00	+0.00
2	14.07 Redlands Z.Naismith,A.Sayan,E.Tyrrell,A.Mansfield,c:C.Ghenzer	4	2:04.64 (2) 2:04.64	4:15.98 2:11.34	14.61	+14.61
3	14.09 St Catherine's J.Bliss,M.Kowaleczko,N.Morris,E.Allton,c:A.Scott	3	2:10.54 (3) 2:10.54	4:21.80 2:11.26	5.82	+20.43
4	14.03 Loreto Normanhurst J.Sims,E.Kyriazis,S.Bremer,Z.Trovato,c:E.Broughton	5	2:14.17 (4) 2:14.17	4:33.33 2:19.16	11.53	+31.96
5	14.04 PLC Sydney S.Read,C.Daley,A.Steel,A.Lehane,c:L.Redstone	7	2:19.44 (5) 2:19.44	4:58.32 2:38.88	24.99	+56.95

PLC/Kings/RNSW Regatta

Saturday, 23 February 2019

Race 22 Schoolgirl Year 8 Coxed Quad Scull Division 2					Division 2	
Place	Crew	Lane	500m	1000m	Margins	
1	14.02 Loreto Kirribilli E.Carey,M.O'Grady,K.Rooney,E.Brown,c:A.Goodman	7	2:00.79 (3) 2:00.79	3:59.21 1:58.42	0.00	+0.00
2	14.08 Roseville E.Baird,A.Cassar,S.Chrara,S.Fitzgerald,c:T.Andrews	4	1:57.11 (1) 1:57.11	4:01.71 2:04.60	2.50	+2.50
3	14.05 Pymble Ladies A.Windybank,E.Watson,P.Mason,A.Yates,c:A.Wines	5	2:00.15 (2) 2:00.15	4:05.29 2:05.14	3.58	+6.08
4	14.10 Sydney Girls L.Wong,A.Swan,A.Hari,C.Szmajda,c:T.Macarthur-Lassen	3	2:15.29 (5) 2:15.29	4:28.76 2:13.47	23.47	+29.55
5	14.01 Canberra Girls Grammar A.Knowles,E.Helliwell,B.Myvalt,S.McKay,c:V.Konstantinou	6	2:12.18 (4) 2:12.18	4:28.83 2:16.65	0.07	+29.62

Photo for 4th Place



Race 23 Schoolgirl Year 8 Coxed Quad Scull Division 3					Division 1	
Place	Crew	Lane	500m	1000m	Margins	
1	15.04 MLC School Z.Howes,F.Morrison,L.Purkis,T.Tomkins,c:R.Dobbie	4	2:00.86 (1) 2:00.86	4:10.40 2:09.54	0.00	+0.00
2	15.03 Loreto Normanhurst G.Sykes,A.Creak,J.Lennon,M.Hinds,c:E.Bolster	3	2:06.28 (2) 2:06.28	4:15.66 2:09.38	5.26	+5.26
3	15.08 Roseville C.Griebel,A.Erby,R.Grace,L.Noble,c:S.Hurl	7	2:10.30 (3) 2:10.30	4:25.81 2:15.51	10.15	+15.41
4	15.05 PLC Sydney A.Reid-Queeney,S.Bebbington,E.Kuoch,S.Beverley-Smith,c:O.Thompson	5	2:10.58 (4) 2:10.58	4:27.25 2:16.67	1.44	+16.85
5	15.01 Canberra Girls Grammar L.Galland,M.Da Silva,M.Cox,A.Davis,c:H.Mitchll	6	2:21.42 (5) 2:21.42	4:33.98 2:12.56	6.73	+23.58

Race 24 Schoolgirl Year 8 Coxed Quad Scull Division 3					Division 2	
Place	Crew	Lane	500m	1000m	Margins	
1	15.02 Loreto Kirribilli D.Elias,O.Bisoglio,C.Flanagan,L.McDougall,c:C.Gately	6	1:59.74 (1) 1:59.74	4:04.10 2:04.36	0.00	+0.00
2	15.07 Queenwood G.Anderson,I.Ramsay,O.Seve,C.Minnett,c:E.Sarzentich	3	2:03.82 (2) 2:03.82	4:13.81 2:09.99	9.71	+9.71
3	15.09 Sydney Girls S.Xia,S.Blaney,S.Chapman,R.Li,c:O.de Wit	4	2:09.23 (3) 2:09.23	4:25.67 2:16.44	11.86	+21.57
4	15.10 North Sydney Girls M.Gurram,T.Bakre,R.Sharma,A.Kumarage,c:S.Li	7	2:20.61 (4) 2:20.61	4:39.12 2:18.51	13.45	+35.02
5	15.06 Pymble Ladies S.Huon,T.Morgan,Z.Moss,A.Makin,c:E.Gothard	5	2:42.57 (5) 2:42.57	5:19.54 2:36.97	40.42	+75.44

PLC/Kings/RNSW Regatta

Saturday, 23 February 2019

Race 25 Schoolgirl Year 8 Coxed Quad Scull Division 4					Final	
Place	Crew	Lane	500m	1000m	Margins	
1	16.02 Loreto Kirribilli M.Lai,A.Watkins,A.Cadman,S.Kellick,c:E.Roche	4	1:58.10 (1) 1:58.10	4:04.12 2:06.02	0.00	+0.00
2	16.05 Pymble Ladies A.Dunn,E.Monk,S.Oppenheim,M.Partridge,c:C.Oslington	2	1:58.56 (2) 1:58.56	4:07.59 2:09.03	3.47	+3.47
3	16.06 Queenwood A.Robinson,S.Williams Bush,M.Preller,R.Skinner,c:N.Hollaway	5	2:04.68 (3) 2:04.68	4:15.01 2:10.33	7.42	+10.89
4	16.01 Canberra Girls Grammar A.Merrifield,F.Read,S.Bates,C.Natthey,c:H.Campbell	8	2:05.49 (4) 2:05.49	4:16.92 2:11.43	1.91	+12.80
5	16.03 Loreto Normanhurst M.Dalton,A.Hadwen,E.Powell,A.Whittaker,c:Z.Hartshorne	6	2:10.79 (5) 2:10.79	4:25.61 2:14.82	8.69	+21.49
6	16.07 Redlands M.Healey,Y.Coletran,G.Connell,G.Verschoor,c:H.Mitchell	7	2:13.32 (6) 2:13.32	4:26.94 2:13.62	1.33	+22.82
7	16.08 Roseville B.Hoare,B.Boldeman,H.Milford,M.Plank,c:A.Girvin	1	2:14.24 (7) 2:14.24	4:33.49 2:19.25	6.55	+29.37
8	16.04 PLC Sydney G.Du,O.Oh,G.Baczynski,M.Hong,c:R.Duane	3	2:19.22 (8) 2:19.22	4:50.05 2:30.83	16.56	+45.93

Race 26 Schoolgirl Year 8 Coxed Quad Scull Division 5					Division 1	
Place	Crew	Lane	500m	1000m	Margins	
1	17.08 Queenwood 1 S.Lewis,M.Birch,I.Banfield,P.Campbell,c:N.Peace	6	2:03.47 (2) 2:03.47	4:12.05 2:08.58	0.00	+0.00
2	17.03 Loreto Kirribilli H.Wyeth,D.Douroudis,L.Dennis,O.Hamer,c:N.Rogers	7	2:03.18 (1) 2:03.18	4:17.81 2:14.63	5.76	+5.76
3	17.05 Pymble Ladies 1 G.Osborne,M.Culver,A.Whiteley,A.De Ambrosis,c:D.Hardas	3	2:09.06 (3) 2:09.06	4:21.78 2:12.72	3.97	+9.73
4	17.12 St Catherine's S.Castellas,A.Jackson,M.Callaghan,M.Griffiths,c:J.Ruffa	4	2:12.24 (4) 2:12.24	4:29.96 2:17.72	8.18	+17.91
5	17.11 Roseville L.Krieger,C.Pearce,G.Clayton,A.Cornet,c:L.Thomsen	8	2:20.34 (6) 2:20.34	4:50.74 2:30.40	20.78	+38.69
6	17.01 Canberra Girls Grammar 1 L.Carr,C.Sinclair,Z.Phelan,A.Perry-Dalton,c:G.Bonet	5	2:15.56 (5) 2:15.56	4:54.34 2:38.78	3.60	+42.29
	17.10 Redlands C.Perikic,Y.Coletran,M.Bye,T.Garner,c:J.Marshall	2	SCRATCHED			

Race 27 Schoolgirl Year 8 Coxed Quad Scull Division 5					Division 2	
Place	Crew	Lane	500m	1000m	Margins	
1	17.06 Pymble Ladies 2 A.Luxton,C.Morris,R.Castle,A.Hunt,c:I.Watson	6	2:07.34 (1) 2:07.34	4:19.31 2:11.97	0.00	+0.00
2	17.07 Pymble Ladies 3 I.Fisher,E.Owrid,C.Kelly,D.Pesavento,c:M.Dale	3	2:10.74 (2) 2:10.74	4:25.88 2:15.14	6.57	+6.57
3	17.09 Queenwood 2 I.Dolman,S.Watts,T.Astle,V.Socratous,c:M.Higgins	4	2:13.77 (3) 2:13.77	4:31.26 2:17.49	5.38	+11.95
4	17.02 Canberra Girls Grammar 2 M.Johnston,C.Power,E.Moloney,S.Dennell,c:M.Kartsonas	5	2:22.33 (4) 2:22.33	4:58.65 2:36.32	27.39	+39.34

PLC/Kings/RNSW Regatta

Saturday, 23 February 2019

Race 28 Schoolgirl Year 9 Double Scull					Division 1	
Place	Crew	Lane	500m	1000m	Margins	
1	18.14 Sydney Girls 1 Mia Vinciguerra, Josephine Perry	3	1:56.62 (1) 1:56.62	3:57.45 2:00.83	0.00	+0.00
2	18.02 Loreto Kirribilli 1 Emma Noye, Claudia Callaghan	6	2:00.89 (2) 2:00.89	4:11.74 2:10.85	14.29	+14.29
3	18.09 PLC Sydney 1 Sienna Earls, Eliza Salmon	7	2:09.24 (5) 2:09.24	4:13.96 2:04.72	2.22	+16.51
4	18.08 North Sydney Girls Laura Halliday, Amelie Parker	5	2:06.01 (3) 2:06.01	4:19.15 2:13.14	5.19	+21.70
5	18.19 Tara School 1 Elaine Song, Emily Feng	4	2:07.64 (4) 2:07.64	4:22.84 2:15.20	3.69	+25.39
6	18.12 Queenwood Micaela Cheetham, Emily Yoo	2	2:11.69 (6) 2:11.69	4:30.71 2:19.02	7.87	+33.26
7	18.06 MLC School 1 Sophie Reid, Dylan Rose	8	2:24.41 (7) 2:24.41	4:51.23 2:26.82	20.52	+53.78

Race 29 Schoolgirl Year 9 Double Scull					Division 2	
Place	Crew	Lane	500m	1000m	Margins	
1	18.15 Sydney Girls 2 Zara Greenwood, Zoe Krakowszky	8	2:00.25 (1) 2:00.25	4:09.01 2:08.76	0.00	+0.00
2	18.05 Loreto Normanhurst Madison Webster, Bronte Ciesiolka	6	2:05.87 (3) 2:05.87	4:12.09 2:06.22	3.08	+3.08
3	18.01 Canberra Girls Grammar Victoria Wheeler, Rediet Mclaughlin	3	2:03.66 (2) 2:03.66	4:18.87 2:15.21	6.78	+9.86
4	18.03 Loreto Kirribilli 2 Lucy Howard, Lydia Colla	4	2:06.95 (4) 2:06.95	4:29.55 2:22.60	10.68	+20.54
5	18.10 PLC Sydney 2 Jade Vuong, Arabella Rutherford	2	2:12.04 (5) 2:12.04	4:33.54 2:21.50	3.99	+24.53
6	18.07 MLC School 2 Haya Yahia, Briar Campbell	5	2:14.05 (6) 2:14.05	4:44.85 2:30.80	11.31	+35.84
7	18.13 St Catherine's Vanessa Kimpton, Annalin Kidd	7	2:27.10 (7) 2:27.10	5:06.06 2:38.96	21.21	+57.05

Race 30 Schoolgirl Year 9 Double Scull					Division 3	
Place	Crew	Lane	500m	1000m	Margins	
1	18.04 Loreto Kirribilli 3 Matilda Damian, Lauren Moran	5	1:58.91 (1) 1:58.91	4:01.19 2:02.28	0.00	+0.00
2	18.16 Sydney Girls 3 Sarah Lim, Alexandra Eleftheriou	3	2:11.37 (4) 2:11.37	4:20.59 2:09.22	19.40	+19.40
3	18.17 Sydney Girls 4 Jessica Pham, Cindy Li	6	2:07.91 (3) 2:07.91	4:21.24 2:13.33	0.65	+20.05
4	18.11 PLC Sydney 3 Ishbel Craig, Niya Vohra	4	2:05.91 (2) 2:05.91	4:21.67 2:15.76	0.43	+20.48
5	18.20 Tara School 2 Natasha Abhayawickrama, Emily Lin	7	2:19.15 (5) 2:19.15	4:40.95 2:21.80	19.28	+39.76
6	18.18 Sydney Girls 5 Deleena Gamage, Gayathiri Jayaganesh	2	2:21.88 (6) 2:21.88	4:42.25 2:20.37	1.30	+41.06

PLC/Kings/RNSW Regatta

Saturday, 23 February 2019

Race 31 Schoolgirl Year 9 Single Scull					Division 1	
Place	Crew	Lane	500m	1000m	Margins	
1	19.15 North Sydney Girls 1 Sonia Freiburg	8	2:11.69 (1) 2:11.69	4:27.57 2:15.88	0.00	+0.00
2	19.22 Tara School 1 Emma Malka	3	2:14.65 (3) 2:14.65	4:34.94 2:20.29	7.37	+7.37
3	19.17 PLC Sydney Lilian Stock	2	2:13.66 (2) 2:13.66	4:35.56 2:21.90	0.62	+7.99
4	19.05 Loreto Normanhurst 1 Kate Cooley	4	2:14.93 (4) 2:14.93	4:39.96 2:25.03	4.40	+12.39
5	19.18 Sydney Girls 1 Lara Grosser	7	2:20.09 (6) 2:20.09	4:43.22 2:23.13	3.26	+15.65
6	19.01 Loreto Kirribilli 1 Madelaine Schmidt	5	2:17.33 (5) 2:17.33	4:44.32 2:26.99	1.10	+16.75
7	19.14 Mosman Amelie Morgan	1	2:20.71 (7) 2:20.71	4:44.99 2:24.28	0.67	+17.42
8	19.09 MLC School 1 Sophie Wilson	6	2:27.83 (8) 2:27.83	5:04.25 2:36.42	19.26	+36.68

Race 32 Schoolgirl Year 9 Single Scull					Division 2	
Place	Crew	Lane	500m	1000m	Margins	
1	19.02 Loreto Kirribilli 2 Sophie Hill	4	2:17.09 (2) 2:17.09	4:28.73 2:11.64	0.00	+0.00
2	19.10 MLC School 2 Olivia Alden-Hallit	2	2:13.69 (1) 2:13.69	4:28.78 2:15.09	0.05	+0.05
3	19.11 MLC School 3 Ruby Smith	7	2:18.81 (3) 2:18.81	4:41.23 2:22.42	12.45	+12.50
4	19.07 Loreto Normanhurst 3 Josephine Burke	3	2:23.71 (4) 2:23.71	4:43.84 2:20.13	2.61	+15.11
5	19.06 Loreto Normanhurst 2 Elizabeth Attia	6	2:35.74 (6) 2:35.74	5:02.55 2:26.81	18.71	+33.82
6	19.16 North Sydney Girls 2 Summer Liu	5	2:34.41 (5) 2:34.41	5:22.91 2:48.50	20.36	+54.18
	19.23 Tara School 2 Sydney Pan	1	SCRATCHED			
	19.19 Sydney Girls 2 Mischa Bendall	8	SCRATCHED			

Photo for 1st Place



PLC/Kings/RNSW Regatta

Saturday, 23 February 2019

Race 33 Schoolgirl Year 9 Single Scull					Division 3	
Place	Crew	Lane	500m	1000m	Margins	
1	19.03 Loreto Kirribilli 3 Joanna Carey	7		4:32.48	0.00	+0.00
2	19.13 MLC School 5 Jacqueline Flett	6	2:10.63 2:10.63	4:38.11 2:27.48	5.63	+5.63
3	19.08 Loreto Normanhurst 4 Bethany Carr	2	2:20.41 2:20.41	4:40.60 2:20.19	2.49	+8.12
4	19.12 MLC School 4 Layla Hare	3	2:19.19 2:19.19	4:41.29 2:22.10	0.69	+8.81
5	19.20 Sydney Girls 3 Sarah Davies	5	2:20.59 2:20.59	4:44.87 2:24.28	3.58	+12.39
6	19.21 Sydney Girls 4 Anja Tyson	8	2:25.19 2:25.19	4:49.55 2:24.36	4.68	+17.07
7	19.04 Loreto Kirribilli 4 Genevieve Hockey	4	2:23.49 2:23.49	4:54.62 2:31.13	5.07	+22.14

Race 34 Men's Under 17 Eight							Final	
Place	Crew	Lane	500m	1000m	1500m	2000m	Margins	
1	20.02 Shore 1 Boyd,Walker,Collins,Deutsch, Hunter,Brunker,Donoghue,Livingstone,c:Wilson	5	1:33.62 (2) 1:33.62	3:09.43 1:35.81	4:45.29 (1) 1:35.86	6:22.32 1:37.03	0.00	+0.00
2	20.01 Scots Mattani,Nourse,Scott,Black, Fredricson,Murfet,Campbell,Campbell,c:Hart	7	1:31.90 (1) 1:31.90	3:08.65 1:36.75	4:47.82 (2) 1:39.17	6:26.99 1:39.17	4.67	+4.67
3	20.08 St Josephs 1 Moore,Paterson,Phillips,Bensley, Hughes,Zauner,Phillips,Murphy,c:Horton	6	1:39.83 (9) 1:39.83	3:14.07 1:34.24	4:51.31 (3) 1:37.24	6:30.46 1:39.15	3.47	+8.14
4	20.06 St Ignatius 1 Walker,Hogan,McKelvey,Connors, Evans,Thompson,Johnston,Harrop,c:Watkins	4	1:36.19 (4) 1:36.19	3:16.49 1:40.30	4:55.49 (4) 1:39.00	6:35.58 1:40.09	5.12	+13.26
5	20.03 Shore 2 Colquhoun-Thomson,Perez,Yaffe,Derbidge, LeMaitre,Dight,McRae,White,c:Smith	3	1:36.03 (3) 1:36.03	3:20.50 1:44.47	4:59.93 (5) 1:39.43	6:38.61 1:38.68	3.03	+16.29
6	20.09 St Josephs 2 Crawshaw,Daley,Dermody,McCullough, Agar,Mead,McDonald,Costigan,c:Graham	1	1:38.58 (7) 1:38.58	3:19.32 1:40.74	5:00.56 (6) 1:41.24	6:39.67 1:39.11	1.06	+17.35
7	20.07 St Ignatius 2 Kerr,Bellew,Keoghan,Bambagiotti, Jewell,Collins,Boyer,Fine,c:Frewen	2	1:37.41 (5) 1:37.41		5:04.36 (7)	6:45.89 1:41.53	6.22	+23.57
8	20.05 Shore 4 Rickward,Henshaw,Walker,Buchanan-Reeks, Hislop,Knapman,Galloway,Elvy,c:Joel	9	1:39.78 (8) 1:39.78	3:25.10 1:45.32	5:10.47 (8) 1:45.37	6:54.84 1:44.37	8.95	+32.52
9	20.04 Shore 3 Gregg,Brewer,Loxton,Houstone, Arrand,Herron,Oxenham,O'Shea,c:Robinson	8	1:38.54 (6) 1:38.54	3:24.37 1:45.83	5:10.85 (9) 1:46.48	6:56.43 1:45.58	1.59	+34.11


Race 35 Schoolgirl Double Scull							Division 1	
Place	Crew	Lane	500m	1000m	1500m	2000m	Margins	
1	22.01 Canberra Girls Grammar Anna Khan, Harriet Wallace	1	1:52.64 (2) 1:52.64	3:49.99 (1) 1:57.35	5:47.89 (1) 1:57.90	7:47.24 1:59.35	0.00	+0.00
2	22.07 Pymble Ladies 1 Rebecca Jones, Madison Arthur	6	1:52.17 (1) 1:52.17	3:50.74 (2) 1:58.57	5:51.47 (2) 2:00.73	7:51.16 1:59.69	3.92	+3.92
3	22.12 Sydney Girls 1 Caitlin McManus-Barrett, Josie Richards	5	1:58.55 (5) 1:58.55	4:02.60 (4) 2:04.05	6:05.16 (4) 2:02.56	8:04.94 1:59.78	13.78	+17.70
4	22.10 St Catherine's 1 Alydiira Price, Amelia Cooper	8	1:57.83 (4) 1:57.83	3:59.84 (3) 2:02.01	6:04.91 (3) 2:05.07	8:07.20 2:02.29	2.26	+19.96
5	22.04 Loreto Normanhurst 1 Beatrice Rogers, Brahnie Mitchell	3	1:57.47 (3) 1:57.47	4:07.54 (6) 2:10.07	6:19.48 (6) 2:11.94	8:23.93 2:04.45	16.73	+36.69
6	22.14 Tara School 1 Chloe Wright, Heather Kelly	2	1:59.40 (6) 1:59.40	4:04.91 (5) 2:05.51	6:16.81 (5) 2:11.90	8:23.96 2:07.15	0.03	+36.72
7	22.02 Loreto Kirribilli 1 Mim Dixon, Abigail Van Vliet	7	2:07.34 (8) 2:07.34	4:18.36 (7) 2:11.02	6:32.02 (7) 2:13.66	8:45.25 2:13.23	21.29	+58.01
8	22.06 North Sydney Girls Linna Ma, Ming Zhu	4	2:06.72 (7) 2:06.72	4:22.26 (8) 2:15.54	6:38.49 (8) 2:16.23	8:50.02 2:11.53	4.77	+62.78

Photo for 5th Place



Race 36 Schoolgirl Double Scull							Division 2	
Place	Crew	Lane	500m	1000m	1500m	2000m	Margins	
1	22.11 St Catherine's 2 Jamilla Ledet, Katarina Saravanos	8	1:57.14 (1) 1:57.14	4:01.15 (1) 2:04.01	6:06.63 (1) 2:05.48	8:11.05 2:04.42	0.00	+0.00
2	22.03 Loreto Kirribilli 2 Annabel Price, Abbie Walsh	3	1:59.91 (2) 1:59.91	4:03.49 (2) 2:03.58	6:08.80 (2) 2:05.31	8:11.86 2:03.06	0.81	+0.81
3	22.15 Tara School 2 Frances Juriansz, Demi Papisinos	6	2:01.31 (3) 2:01.31	4:13.07 (3) 2:11.76	6:27.34 (3) 2:14.27	8:38.91 2:11.57	27.05	+27.86
4	22.09 Pymble Ladies 3 Paris Hall, Annabelle Webb	7	2:05.10 (5) 2:05.10	4:19.20 (5) 2:14.10	6:33.03 (5) 2:13.83	8:48.22 2:15.19	9.31	+37.17
5	22.05 Loreto Normanhurst 2 Mollie Patterson, Arabella Barr	4	2:04.62 (4) 2:04.62	4:15.69 (4) 2:11.07	6:31.08 (4) 2:15.39	8:48.36 2:17.28	0.14	+37.31
6	22.08 Pymble Ladies 2 Tara McIntosh, Bethany Fisher	2	2:09.15 (6) 2:09.15	4:23.86 (6) 2:14.71	6:41.76 (6) 2:17.90	8:58.46 2:16.70	10.10	+47.41
7	22.13 Sydney Girls 2 Philippa Stokes, Lara Thurgood	5	2:16.13 (7) 2:16.13	4:37.56 (7) 2:21.43	6:58.83 (7) 2:21.27	9:16.17 2:17.34	17.71	+65.12

Photo for 4th Place



Race 37 Schoolgirl Single Scull							Division 1			
Place	Crew	Lane	500m	1000m	1500m	2000m	Margins			
1	23.07 Pymble Ladies Evie Thomson	4	2:01.70 (2) 2:01.70	4:07.49 (1) 2:05.79	6:16.05 (1) 2:08.56	8:23.76 2:07.71	0.00	+0.00		
2	23.04 Loreto Normanhurst 1 Laura Gourley	2	2:01.07 (1) 2:01.07	4:08.91 (2) 2:07.84	6:19.57 (2) 2:10.66	8:28.66 2:09.09	4.90	+4.90		
3	23.08 Sydney Girls 1 Sara McDonald	3	2:04.00 (3) 2:04.00	4:21.71 (3) 2:17.71	6:41.29 (3) 2:19.58	8:59.33 2:18.04	30.67	+35.57		
4	23.06 New England Girls Evey White	7	2:22.65 (5) 2:22.65	4:46.61 (4) 2:23.96	7:08.18 (4) 2:21.57	9:39.55 2:31.37	40.22	+75.79		
5	23.11 Tara School Nicole Seraglio	6	2:18.89 (4) 2:18.89	4:51.55 (5) 2:32.66	7:29.35 (5) 2:37.80	10:02.24 2:32.89	22.69	+98.48		
	23.01 Loreto Kirribilli 1 Charlotte Kearney	5	DID NOT START							

PLC/Kings/RNSW Regatta

Saturday, 23 February 2019

Race 38 Schoolgirl Single Scull							Division 2			
Place	Crew	Lane	500m	1000m	1500m	2000m	Margins			
1	23.03 Loreto Kirribilli 3 Lily Eales	5	2:00.07 (1) 2:00.07	4:07.87 (1) 2:07.80	6:17.52 (1) 2:09.65	8:28.31 2:10.79	0.00	+0.00		
2	23.05 Loreto Normanhurst 2 Lucy Illek	6	2:06.96 (3) 2:06.96	4:18.40 (2) 2:11.44	6:29.20 (2) 2:10.80	8:39.35 2:10.15	11.04	+11.04		
3	23.09 Sydney Girls 2 Charlotte Barry	7	2:05.02 (2) 2:05.02	4:22.67 (3) 2:17.65	6:43.70 (3) 2:21.03	8:59.95 2:16.25	20.60	+31.64		
4	23.12 Queenwood Miranda Osborne	2	2:10.34 (4) 2:10.34	4:30.10 (4) 2:19.76	6:52.94 (4) 2:22.84	9:12.31 2:19.37	12.36	+44.00		
5	23.10 Sydney Girls 3 Whitney Zhu	4	2:16.18 (5) 2:16.18	4:42.66 (5) 2:26.48	7:10.51 (5) 2:27.85	9:32.05 2:21.54	19.74	+63.74		
	23.02 Loreto Kirribilli 2 Matilda Holden	3	DID NOT START							

Race 39 Schoolgirl Para Single Scull					Final	
Place	Crew	Lane	500m	1000m	Margins	
1	24.01 PLC Sydney Eleanor Taylor	(LTA) 3	2:55.38 (1) 2:55.38	5:37.30 2:41.92	0.00	+0.00


Race 40 Schoolgirl Para Single Scull Recreational 500				Final	
Place	Crew	Lane	500m	Margins	
1	25.01 Loreto Normanhurst (Maddison Hinds)	6	2:18.14	0.00	+0.00
2	25.02 PLC Sydney (Amber Bradley)	7	2:47.35	29.21	+29.21

Race 41 Schoolgirl Year 10 Double Scull							Division 1	
Place	Crew	Lane	-	500m	1000m	1500m	Margins	
1	26.01 Canberra Girls Grammar 1 Jenna Oerder, Georgina Wallace	6		1:58.54 (1) 1:58.54	4:03.89 (1) 2:05.35	6:10.86 2:06.97	0.00	+0.00
2	26.13 Sydney Girls 2 Samara Kleiman, Jacquie Ryan	1		2:00.28 (2) 2:00.28	4:10.16 (2) 2:09.88	6:22.11 2:11.95	11.25	+11.25
3	26.12 Sydney Girls 1 Madeleine Fiene, Katrina Teoh	3		2:02.61 (3) 2:02.61	4:13.65 (3) 2:11.04	6:26.13 2:12.48	4.02	+15.27
4	26.10 St Catherine's 1 Claudia Horrell, Aliya Rahman	5		2:03.16 (4) 2:03.16	4:15.12 (4) 2:11.96	6:31.66 2:16.54	5.53	+20.80
5	26.09 PLC Sydney 2 Claudia Beggs, Alexandra Reed	9		2:06.87 (6) 2:06.87	4:19.01 (5) 2:12.14	6:35.21 2:16.20	3.55	+24.35
6	26.03 Loreto Kirribilli Freya Saldanha, Chloe Robison	7		2:06.03 (5) 2:06.03	4:23.17 (6) 2:17.14	6:43.44 2:20.27	8.23	+32.58
7	26.08 PLC Sydney 1 Emma O'Dea, Myeisha Taylor	2		2:06.91 (7) 2:06.91	4:27.98 (7) 2:21.07	6:47.76 2:19.78	4.32	+36.90
8	26.16 Tara School 1 Yara Alhajali, Mackenzie Cocks	4		2:11.76 (9) 2:11.76	4:32.78 (9) 2:21.02	6:51.80 2:19.02	4.04	+40.94
9	26.04 Loreto Normanhurst 1 Tia Ranftl, Lucy Perosin	8		2:07.81 (8) 2:07.81	4:28.50 (8) 2:20.69	6:54.88 2:26.38	3.08	+44.02

Race 42 Schoolgirl Year 10 Double Scull							Division 2	
Place	Crew	Lane	-	500m	1000m	1500m	Margins	
1	26.15 Sydney Girls 4 Nicolette Talevski, Bianca Tzioumis	4		2:05.07 (2) 2:05.07	4:18.81 (1) 2:13.74	6:34.39 2:15.58	0.00	+0.00
2	26.02 Canberra Girls Grammar 2 Alice Collins, Ava Myler	6		2:03.57 (1) 2:03.57	4:23.48 (2) 2:19.91	6:43.76 2:20.28	9.37	+9.37
3	26.07 Loreto Normanhurst 4 Laura Woods, Charlotte O'Keeffe*	5		2:11.06 (5) 2:11.06	4:29.87 (3) 2:18.81	6:50.86 2:20.99	7.10	+16.47
4	26.05 Loreto Normanhurst 2 Jordyn Richards, Lucy Campbell	3		2:09.77 (3) 2:09.77	4:31.15 (4) 2:21.38	6:53.09 2:21.94	2.23	+18.70
5	26.11 St Catherine's 2 Harriet Amos, Eeshani Umayal Parameswaran	1		2:14.01 (7) 2:14.01	4:34.34 (6) 2:20.33	6:53.51 2:19.17	0.42	+19.12
6	26.14 Sydney Girls 3 Emmaline Britt, Josephine Lim	7		2:09.90 (4) 2:09.90	4:32.86 (5) 2:22.96	6:53.52 2:20.66	0.01	+19.13
7	26.06 Loreto Normanhurst 3 Elizabeth Travers, Sophia Whittaker	8		2:15.48 (8) 2:15.48	4:36.07 (7) 2:20.59	6:57.23 2:21.16	3.71	+22.84
8	26.17 Tara School 2 Sophie Gill, Deveka Lingham	2		2:13.02 (6) 2:13.02	4:36.84 (8) 2:23.82	6:58.35 2:21.51	1.12	+23.96

*substitute

Photo for 5th Place



PLC/Kings/RNSW Regatta

Saturday, 23 February 2019

Race 43 Schoolgirl Year 10 Single Scull							Division 1	
Place	Crew	Lane	-	500m	1000m	1500m	Margins	
1	27.17 Tara School 1 Sarah Fahd	8		2:03.19 (1) 2:03.19	4:19.99 (1) 2:16.80	6:35.96 2:15.97	0.00	+0.00
2	27.01 Abbotsleigh Ashley Potter	5		2:15.07 (2) 2:15.07	4:44.84 (2) 2:29.77	7:05.79 2:20.95	29.83	+29.83
3	27.02 Loreto Normanhurst 1 Lillian Dean	4		2:15.10 (3) 2:15.10	4:46.34 (3) 2:31.24	7:13.56 2:27.22	7.77	+37.60
4	27.03 Loreto Normanhurst 2 Olivia Lucas	2		2:17.86 (4) 2:17.86	4:49.82 (4) 2:31.96	7:18.42 2:28.60	4.86	+42.46
5	27.11 PLC Sydney 1 Eva Hopwood	3		2:22.76 (5) 2:22.76	4:58.82 (5) 2:36.06	7:32.43 2:33.61	14.01	+56.47
6	27.16 Sydney Girls Ananya Hari	7		2:25.11 (6) 2:25.11	5:06.73 (6) 2:41.62	7:44.69 2:37.96	12.26	+68.73
7	27.14 Pymble Ladies 1 Renee Quan	6		3:01.54 (7) 3:01.54	6:03.27 (7) 3:01.73	8:53.48 2:50.21	68.79	+137.5

Race 44 Schoolgirl Year 10 Single Scull							Division 2			
Place	Crew	Lane	-	500m	1000m	1500m	Margins			
1	27.06 Loreto Normanhurst 5 Scarlett O'Kane	3		2:12.30 (2) 2:12.30	4:36.60 (1) 2:24.30	7:00.94 2:24.34	0.00	+0.00		
2	27.18 Tara School 2 Macayla Hole	6		2:09.33 (1) 2:09.33	4:37.82 (2) 2:28.49	7:04.66 2:26.84	3.72	+3.72		
3	27.07 Loreto Normanhurst 6 Claire Evans	8		2:15.21 (3) 2:15.21	4:42.83 (3) 2:27.62	7:08.72 2:25.89	4.06	+7.78		
4	27.05 Loreto Normanhurst 4 Paige Critchlow	5		2:25.39 (4) 2:25.39	4:59.30 (4) 2:33.91	7:29.42 2:30.12	20.70	+28.48		
5	27.12 PLC Sydney 2 Heidi Osborne	2		2:30.33 (5) 2:30.33	5:13.39 (5) 2:43.06	7:55.57 2:42.18	26.15	+54.63		
6	27.15 Pymble Ladies 2 Holly Hassall	4		3:08.97 (6) 3:08.97	6:38.09 (6) 3:29.12	10:18.92 3:40.83	143.35	+197.9		
	27.04 Loreto Normanhurst 3 Ruby Booth	7	SCRATCHED							

Race 45 Schoolgirl Year 10 Single Scull							Division 3	
Place	Crew	Lane	-	500m	1000m	1500m	Margins	
1	27.10 Loreto Normanhurst 9 Grace Gillies	4		2:13.79 (1) 2:13.79	4:31.47 (1) 2:17.68	6:49.26 2:17.79	0.00	+0.00
2	27.19 Tara School 3 Georgia Harrison	7		2:22.07 (3) 2:22.07	4:46.42 (2) 2:24.35	7:11.49 2:25.07	22.23	+22.23
3	27.13 PLC Sydney 3 Summer Wanless	5		2:20.81 (2) 2:20.81	4:49.24 (3) 2:28.43	7:17.90 2:28.66	6.41	+28.64
4	27.20 Tara School 4 Emelie Waugh	3		2:22.55 (4) 2:22.55	4:53.83 (4) 2:31.28	7:23.22 2:29.39	5.32	+33.96
5	27.09 Loreto Normanhurst 8 Claudia Anderson	6		2:25.58 (6) 2:25.58	4:55.70 (5) 2:30.12	7:28.38 2:32.68	5.16	+39.12
6	27.08 Loreto Normanhurst 7 Simone Robinson	2		2:25.40 (5) 2:25.40	5:00.02 (6) 2:34.62	7:29.31 2:29.29	0.93	+40.05

Race 46 Schoolgirl Year 10 Coxed Four							Final			
Place	Crew	Lane	-	500m	1000m	1500m	Margins			
1	28.01 Canberra Girls Grammar McDougal,Burns,McGinness,James,c:Newham	7		1:56.91 (1) 1:56.91	4:00.17 (1) 2:03.26	6:05.95 2:05.78	0.00	+0.00		
2	28.03 PLC Sydney Polly,Brady,Racki,Vaughan,c:Glenn	5		1:59.77 (4) 1:59.77	4:08.65 (4) 2:08.88	6:08.66 2:00.01	2.71	+2.71		
3	28.05 St Catherine's Chong,Skeffington,Edwards,Shearer,c:Edwards	3		1:57.81 (2) 1:57.81	4:06.51 (2) 2:08.70	6:14.82 2:08.31	6.16	+8.87		
4	28.02 Loreto Kirribilli Sage,Lowrey,Ell,Gracie,c:Harding	4		1:58.70 (3) 1:58.70	4:08.37 (3) 2:09.67	6:17.20 2:08.83	2.38	+11.25		
	28.04 Roseville Erby,Reeves,Mackinlay,Ryan,c:Thomsen	6	SCRATCHED							

Race 47 School Third Eight							Final	
Place	Crew	Lane	500m	1000m	1500m	2000m	Margins	
1	29.03 St Josephs Cullen,Tan,Harbrow,Arragon, Cesta,Clemm,Ledingham,Hodge,c:Crawford	4	1:39.97 (1) 1:39.97	3:27.21 (1) 1:47.24	5:18.40 (1) 1:51.19	7:06.48 1:48.08	0.00	+0.00
2	29.01 St Ignatius 1 Petchell,Burke,McDonald,Thackray, Cubis,Lacey,O'Brien,Simmon,c:Polich	6	1:47.02 (2) 1:47.02	3:36.48 (2) 1:49.46	5:25.89 (2) 1:49.41	7:13.47 1:47.58	6.99	+6.99
	29.02 St Ignatius 2 Peacock,Shishoian,Jahromi,Lucas, Grant,Sullivan,Croll,Stannard,c:Whiteing	5	SCRATCHED					

Race 48 School 4th Four							Final	
Place	Crew	Lane	500m	1000m	1500m	2000m	Margins	
1	30.02 Shore Cruikshank,Crookes,Clift,Edlington,c:McClosky	4	1:42.59 (1) 1:42.59	3:32.86 (1) 1:50.27	5:26.90 (1) 1:54.04	7:20.19 1:53.29	0.00	+0.00
2	30.03 St Ignatius Swan,Acton,Fleming,Rose-Cummins,c:Wilcox	5	1:44.26 (2) 1:44.26	3:34.73 (2) 1:50.47	5:28.09 (2) 1:53.36	7:20.26 1:52.17	0.07	+0.07
3	30.04 St Josephs Reynolds,Watts,Heilman,Langford,c:Lucarelli	6	1:45.98 (3) 1:45.98	3:40.08 (3) 1:54.10	5:36.04 (3) 1:55.96	7:35.59 1:59.55	15.33	+15.40
4	30.01 Kings Parsons,Meroi,Wilsenach,Negro,c:Prideaux	3	1:53.88 (4) 1:53.88	3:57.99 (4) 2:04.11	6:04.75 (4) 2:06.76	8:15.04 2:10.29	39.45	+54.85

Photo for 1st Place



Race 49 School 3rd Four							Final	
Place	Crew	Lane	500m	1000m	1500m	2000m	Margins	
1	31.06 St Ignatius Marshall,Rossi,Mainsbridge,Jewell,c:Brooks	4	1:43.99 (2) 1:43.99	3:32.84 (1) 1:48.85	5:26.08 (1) 1:53.24	7:17.63 1:51.55	0.00	+0.00
2	31.03 Newington Scott,Hassan,Lund,Gibson,c:Harrison	5	1:47.42 (3) 1:47.42	3:38.76 (3) 1:51.34	5:31.70 (3) 1:52.94	7:19.58 1:47.88	1.95	+1.95
3	31.05 Shore Robinson,Knight,Kellahan,Wilson,c:McIntyre	3	1:43.49 (1) 1:43.49	3:34.21 (2) 1:50.72	5:29.91 (2) 1:55.70	7:24.80 1:54.89	5.22	+7.17
4	31.01 Grammar Agnew,John,Delridge,Simpson,c:Lum	7	1:53.07 (5) 1:53.07	3:48.87 (4) 1:55.80	5:47.25 (4) 1:58.38	7:42.45 1:55.20	17.65	+24.82
5	31.07 St Josephs MacRae,Sutherland,Adams,Lunn,c:Grundy	2	1:51.05 (4) 1:51.05	3:49.31 (5) 1:58.26	5:53.30 (5) 2:03.99	7:51.24 1:57.94	8.79	+33.61
6	31.04 Scots Cheung,Ward,Teen,Mitchell,c:Norburn	6	2:11.35 (6) 2:11.35	4:08.35 (6) 1:57.00	6:06.73 (6) 1:58.38	8:00.40 1:53.67	9.16	+42.77
	31.02 Kings Verman,Orr,Busch,Doering,c:Manka	8	DID NOT START					

PLC/Kings/RNSW Regatta

Saturday, 23 February 2019

Race 50 School 2nd Four							Final		
Place	Crew	Lane	500m	1000m	1500m	2000m	Margins		
1	32.03 Newington Willington,Lynch,Gigg*,McGeechan,c:Maxwell	5	1:42.59 (2) 1:42.59	3:28.93 (1) 1:46.34	5:17.98 (1) 1:49.05	7:06.94 1:48.96	0.00	+0.00	
2	32.06 St Ignatius Phillip,Egan,Steel,O'Mally,c:Pace	7	1:45.10 (4) 1:45.10	3:33.59 (4) 1:48.49	5:23.52 (3) 1:49.93	7:11.83 1:48.31	4.89	+4.89	
3	32.05 Shore Martin,Murray,Perryman,Halliday,c:Peterson	4	1:42.14 (1) 1:42.14	3:30.92 (2) 1:48.78	5:22.23 (2) 1:51.31	7:12.27 1:50.04	0.44	+5.33	
4	32.07 St Josephs Noye,Ridal,Voulgaris,Websdale,c:Hartley	2	1:45.08 (3) 1:45.08	3:33.39 (3) 1:48.31	5:24.64 (4) 1:51.25	7:16.44 1:51.80	4.17	+9.50	
5	32.04 Scots Hinkfuss,Walker,Bradfield,Walker,c:Bullock	3	1:45.68 (5) 1:45.68	3:39.30 (5) 1:53.62	5:29.75 (5) 1:50.45	7:18.87 1:49.12	2.43	+11.93	
6	32.02 Kings Lee,Gribble,Munro,Massey,c:Collins	8	1:45.91 (6) 1:45.91	3:39.39 (6) 1:53.48	5:33.80 (6) 1:54.41	7:27.44 1:53.64	8.57	+20.50	
	32.01 Grammar Penny,Senden,Latham,Brumpton,c:Sholl	6	DID NOT START						

*substitute

Race 51 School 1st Four							Final	
Place	Crew	Lane	500m	1000m	1500m	2000m	Margins	
1	33.06 St Ignatius Regan,Macey,Metcalf,Pascuzzo-Bowditch,c:Bunis	7	1:41.67 (2) 1:41.67	3:25.42 (2) 1:43.75	5:09.64 (1) 1:44.22	6:53.22 1:43.58	0.00	+0.00
2	33.04 Scots Charlesworth,Barber,Campbell,Redman,c:Ulcoq	8	1:39.31 (1) 1:39.31	3:24.22 (1) 1:44.91	5:11.75 (2) 1:47.53	6:57.18 1:45.43	3.96	+3.96
3	33.05 Shore Kalantar,Hofman,Smallcombe,Nielsen,c:Bartlett	4	1:41.79 (3) 1:41.79	3:27.12 (3) 1:45.33	5:14.52 (3) 1:47.40	6:58.69 1:44.17	1.51	+5.47
4	33.07 St Josephs Purtle,Fiore,Greer,Moloney,c:Horsley	2	1:43.96 (6) 1:43.96	3:31.27 (5) 1:47.31	5:16.06 (4) 1:44.79	7:01.18 1:45.12	2.49	+7.96
5	33.03 Newington Latham,Webster,Stefanovic,Williams*,c:Wadland	5	1:43.64 (5) 1:43.64	3:39.15 (7) 1:55.51	5:18.49 (6) 1:39.34	7:03.78 1:45.29	2.60	+10.56
6	33.02 Kings Gavan,Malouf,Monroe,Dugan,c:Harris	6	1:42.42 (4) 1:42.42	3:29.19 (4) 1:46.77	5:17.99 (5) 1:48.80	7:04.41 1:46.42	0.63	+11.19
7	33.01 Grammar Guest,Cooney,Carl,Holt,c:MacNamara	3	1:44.79 (7) 1:44.79	3:34.22 (6) 1:49.43	5:27.75 (7) 1:53.53	7:20.84 1:53.09	16.43	+27.62

*substitute

Race 52 Schoolgirl Four							Final	
Place	Crew	Lane	500m	1000m	1500m	2000m	Margins	
1	34.04 Pymble Ladies 1 Johnson,Carmody,Campbell,Hunt,c:Pennington	2	1:51.49 (1) 1:51.49	3:44.20 (1) 1:52.71	5:39.99 (1) 1:55.79	7:33.12 1:53.13	0.00	+0.00
2	34.07 Roseville 1 Van Der Laan De Vries,Ashworth,Brown,McArdle,c:Clayton	6	1:52.90 (2) 1:52.90	3:51.21 (2) 1:58.31	5:50.72 (2) 1:59.51	7:49.28 1:58.56	16.16	+16.16
3	34.03 PLC Sydney Leckie,Englert,Englert,Rutherford,c:Hong	5	1:53.91 (3) 1:53.91	3:53.04 (3) 1:59.13	5:54.51 (4) 2:01.47	7:50.05 1:55.54	0.77	+16.93
4	34.06 Queenwood Sanderson,Newman,Gordon,Keating,c:Sarson	3	1:57.18 (5) 1:57.18	3:53.88 (4) 1:56.70	5:53.80 (3) 1:59.92	7:53.23 1:59.43	3.18	+20.11
5	34.01 Canberra Girls Grammar McDonagh,Cummins,Ross,Smethurst,c:Dickson	1	1:58.64 (6) 1:58.64	3:57.16 (5) 1:58.52	6:01.57 (5) 2:04.41	8:03.95 2:02.38	10.72	+30.83
6	34.05 Pymble Ladies 2 Madew,Jones,Anderson,Hall,c:Hudson	7	1:56.04 (4) 1:56.04	3:59.42 (6) 2:03.38	6:03.26 (6) 2:03.84	8:05.60 2:02.34	1.65	+32.48
7	34.08 Roseville 2 Watson,Ryan,Pearce,Boys,c:Hunt	8	2:01.49 (7) 2:01.49	4:06.11 (7) 2:04.62	6:11.29 (7) 2:05.18	8:15.85 2:04.56	10.25	+42.73
8	34.02 Loreto Kirribilli Harrison,Walsh,Price,Lawrence,c:Long	4	2:03.88 (8) 2:03.88	4:12.56 (8) 2:08.68	6:23.45 (8) 2:10.89	8:31.11 2:07.66	15.26	+57.99

Race 53 Schoolgirl Coxed Quad Scull							Final	
Place	Crew	Lane	500m	1000m	1500m	2000m	Margins	
1	36.04 Sydney Girls 1 McDonald,Barry,McManus-Barrett,Richards,c:Su	5	1:52.77 (1) 1:52.77	3:48.95 (1) 1:56.18	5:45.71 (1) 1:56.76	7:41.06 1:55.35	0.00	+0.00
2	36.01 Loreto Normanhurst Patterson,Barr,Rogers,Mitchell,c:Tran	7	1:57.13 (2) 1:57.13	3:58.33 (2) 2:01.20	6:02.63 (2) 2:04.30	8:06.02 2:03.39	24.96	+24.96
3	36.02 Pymble Ladies Oppenheim,Hickson,Buchanan,Nwamadi,c:Mutanga	4	1:57.20 (3) 1:57.20	4:00.66 (3) 2:03.46	6:08.86 (3) 2:08.20	8:18.97 2:10.11	12.95	+37.91
4	36.06 Tara School Papasinis,Juriansz,Kelly,Wright,c:Seraglio	6	1:58.51 (4) 1:58.51	4:05.66 (4) 2:07.15	6:15.54 (4) 2:09.88	8:20.84 2:05.30	1.87	+39.78
5	36.03 Roseville McAlpine,Erby*,Reeves,Campbell,c:Hekimian	3	2:01.99 (5) 2:01.99	4:15.35 (6) 2:13.36	6:21.57 (5) 2:06.22	8:31.00 2:09.43	10.16	+49.94
6	36.05 Sydney Girls 2 Waring,Stokes,Zhu,Thurgood,c:Gamage	2	2:10.38 (6) 2:10.38	4:11.48 (5) 2:01.10	6:27.89 (6) 2:16.41	8:33.36 2:05.47	2.36	+52.30

*substitute

Race 54 School 2nd Eight							Final	
Place	Crew	Lane	500m	1000m	1500m	2000m	Margins	
1	37.02 Kings Whalan,Irving,Taylor,Wickham, Nivison,Farrington,Boag,Jones,c:Cooke	6	1:27.94 (1) 1:27.94	2:58.59 (1) 1:30.65	4:35.35 (1) 1:36.76	6:09.33 1:33.98	0.00	+0.00
2	37.05 Shore McArdle,Phillips,Bogatez,Myerscough, Sinclair,Odell,Atkinson,Austin,c:Dunlop	8	1:29.12 (2) 1:29.12	3:02.54 (2) 1:33.42	4:38.06 (2) 1:35.52	6:12.43 1:34.37	3.10	+3.10
3	37.04 Scots Cobcroft,Batho*,Wade,Fergusson, Robinson,Hansen,Aitken,Scott,c:Wright	2	1:30.28 (3) 1:30.28	3:11.65 (7) 1:41.37	4:42.78 (3) 1:31.13	6:17.99 1:35.21	5.56	+8.66
4	37.06 St Ignatius O'Rourke,Wheelhouse,Collins,Martin, Bradshaw,Kenderes,Carter,O'Donnell,c:Debus	3	1:34.91 (7) 1:34.91	3:05.20 (3) 1:30.29	4:43.19 (4) 1:37.99	6:19.79 1:36.60	1.80	+10.46
5	37.07 St Josephs Scott,Ward,Kearney,Campbell, Smith,Easton,Davis,Barrett,c:Den	4	1:31.54 (5) 1:31.54	3:10.82 (5) 1:39.28	4:43.81 (5) 1:32.99	6:20.08 1:36.27	0.29	+10.75
6	37.03 Newington Hulks,Rennie,Carr,Linden-Smith, Yule*,Fotopoulos,Stevens,Harvey,c:Khu	5	1:30.75 (4) 1:30.75	3:09.23 (4) 1:38.48	4:45.56 (6) 1:36.33	6:22.68 1:37.12	2.60	+13.35
7	37.01 Grammar Ball,Gayst,Molloy,Bartlett, Hoffman,Zhu He,Merriman,Proutt,c:Evans	7	1:32.90 (6) 1:32.90	3:11.59 (6) 1:38.69	4:50.47 (7) 1:38.88	6:24.72 1:34.25	2.04	+15.39

*substitute

Photo for 4th Place



Race 55 Schoolgirl Second Eight							Final	
Place	Crew	Lane	500m	1000m	1500m	2000m	Margins	
1	38.05 Queenwood 1 Jallat,Mentzines,Nell,Prendiville, Botha,Preller,Werner,McLellan,c:Osborne	2	1:44.15 (1) 1:44.15	3:32.21 (1) 1:48.06	5:22.61 (1) 1:50.40	7:17.23 1:54.62	0.00	+0.00
2	38.04 Pymble Ladies Bagga,Wickins,Clift,Livingstone, Tishler,Cassin,Sheppard,Nettleton,c:Wykeham-Fiennes	6	1:45.76 (2) 1:45.76	3:37.20 (2) 1:51.44	5:31.19 (2) 1:53.99	7:26.98 1:55.79	9.75	+9.75
3	38.02 Loreto Kirribilli O'Loughlin,Brown,Holden,Jones, Van Vliet,Kearney,Dixon,Skinner,c:Carlson	4	1:48.43 (3) 1:48.43	3:43.05 (3) 1:54.62	5:34.86 (3) 1:51.81	7:37.54 2:02.68	10.56	+20.31
4	38.01 Canberra Girls Grammar Motherway,de Somer,Rowe,Monk, Gidis,Binutti,McClaren,Johnston,c:Newham	3	1:51.52 (4) 1:51.52	3:52.16 (4) 2:00.64	5:55.84 (4) 2:03.68	8:00.01 2:04.17	22.47	+42.78
5	38.06 Queenwood 2 Ramsay,De Souza,Stone,Bowditch, Oakes,Price,Topalov,Rouse,c:Massey	7	1:56.05 (5) 1:56.05	3:57.42 (5) 2:01.37	6:01.27 (5) 2:03.85	8:04.63 2:03.36	4.62	+47.40
6	38.03 New England Girls Ball,Sutherland,Mitchell,Bartel, Cook,Thomas,Dugdale,Haynes,c:Muller	5	2:13.10 (6) 2:13.10	4:31.89 (6) 2:18.79	6:59.25 (6) 2:27.36	9:20.37 2:21.12	75.74	+123.1

Race 56 School 1st Eight							Final	
Place	Crew	Lane	500m	1000m	1500m	2000m	Margins	
1	39.05 Shore Glendinning, Malcolm, Delaney, Hancock, Hoffman, Pearce, Elmslie, Duckworth, c: Leijer	7	1:30.02 (2) 1:30.02	3:04.87 (1) 1:34.85	4:43.42 (2) 1:38.55	6:16.64 1:33.22	0.00	+0.00
2	39.04 Scots Squillace, Mundell, Van der Donk, Hart, Aveyard, Rush, Sanders, Todd, c: Rose	3	1:30.66 (3) 1:30.66	3:06.87 (3) 1:36.21	4:42.44 (1) 1:35.57	6:16.95 1:34.51	0.31	+0.31
3	39.08 St Josephs Curtin, Jackson, Matchett, McCauley, Mirow, Hewitt, Skinner, Rath, c: Lewis	6	1:30.77 (4) 1:30.77	3:16.43 (7) 1:45.66	4:48.49 (4) 1:32.06	6:17.37 1:28.88	0.42	+0.73
4	39.02 Kings Fulton-Kennedy, Jarvis, Stacy, Weston, Arnott, Roach, McClean, Von Appen, c: Wickham	4	1:31.41 (5) 1:31.41	3:07.49 (4) 1:36.08	4:45.47 (3) 1:37.98	6:17.72 1:32.25	0.35	+1.08
5	39.06 St Augustines Di Staso, Murphy, Laughton, Gategood, Burke, Gerrans, Ungemach, Pender, c: Pfafflin	5	1:32.43 (6) 1:32.43	3:11.11 (6) 1:38.68	4:51.12 (7) 1:40.01	6:22.06 1:30.94	4.34	+5.42
6	39.07 St Ignatius McDermott, Rooney, Benson, Byrne, Doust, Bird, Ryan, Clark, c: McGrath	8	1:32.96 (7) 1:32.96	3:08.63 (5) 1:35.67	4:50.02 (6) 1:41.39	6:23.43 1:33.41	1.37	+6.79
7	39.03 Newington Lowe-Griffiths, Boland, O'Connor, Freiburg, Janson, Webster, Wood, Tainsh, c: Nicholas	2	1:29.53 (1) 1:29.53	3:05.47 (2) 1:35.94	4:49.15 (5) 1:43.68	6:25.12 1:35.97	1.69	+8.48
8	39.01 Grammar Moran, Quin, Ashley, Blackwell, Ringrose, Palmerlee, Gibson, Green, c: Thai	1	1:34.88 (8) 1:34.88	3:18.49 (8) 1:43.61	5:00.16 (8) 1:41.67	6:41.45 1:41.29	16.33	+24.81

Photo for 1st Place



PLC/Kings/RNSW Regatta

Saturday, 23 February 2019

Race 57 Schoolgirl 1st Eight							Final		
Place	Crew	Lane	500m	1000m	1500m	2000m	Margins		
1	40.05 Queenwood Houston,Feely,Proutt,McClellan, Smits,Nell,Holtheuer,O'Donnell,c:Osterdal	6	1:44.39 (1) 1:44.39	3:35.52 (1) 1:51.13	5:25.55 (1) 1:50.03	7:12.75 1:47.20	0.00	+0.00	
2	40.01 Canberra Girls Grammar Wallace,Maxwell,Collisson,Turner, Khan,Oerder,Kerr,Wallace,c:Shaw	5	1:46.11 (2) 1:46.11	3:40.53 (2) 1:54.42	5:34.65 (2) 1:54.12	7:24.60 1:49.95	11.85	+11.85	
3	40.03 Loreto Normanhurst Cooksey,Pringle,Illek,Perosin, Woods,Gourley,Hassall,Gillies,c:Cowap	3	1:48.49 (5) 1:48.49	3:43.56 (4) 1:55.07	5:37.67 (3) 1:54.11	7:28.88 1:51.21	4.28	+16.13	
4	40.02 Loreto Kirribilli McDougall,Carey,McKenzie,Tiffin, Whineray,Graham,Eales,Dunlop,c:Harris	7	1:46.21 (3) 1:46.21	3:42.97 (3) 1:56.76	5:39.76 (4) 1:56.79	7:34.87 1:55.11	5.99	+22.12	
5	40.06 St Catherine's Saravanos,Hickey-Berry,Horrell,Hall, Hood,Price,Cooper,Tainsh,c:Mcgeechean	2	1:47.42 (4) 1:47.42	3:45.78 (5) 1:58.36	5:45.00 (5) 1:59.22	7:41.46 1:56.46	6.59	+28.71	
	40.04 Pymble Ladies Jones,Arthur,Bowers,Thomson, Johnson,Carmody,Campbell,Hunt,c:Pennington	4	SCRATCHED						

Race 58 Schoolgirl Year 10 Coxed Quad Scull Division 1							Final		
Place	Crew	Lane	-	500m	1000m	1500m	Margins		
1	41.05 Pymble Ladies Arthur,Graham,Ericsson,Campbell,c:Cai	7		1:58.07 (1) 1:58.07	4:01.11 (1) 2:03.04	6:02.71 2:01.60	0.00	+0.00	
2	41.01 Canberra Girls Grammar Collins,Burns,James,McGinness,c:Newham	8		2:00.33 (2) 2:00.33	4:07.18 (2) 2:06.85	6:11.91 2:04.73	9.20	+9.20	
3	41.07 Sydney Girls Kleiman,Ryan,Fiene,Teoh,c:Elliot	5		2:11.59 (5) 2:11.59	4:15.69 (3) 2:04.10	6:20.35 2:04.66	8.44	+17.64	
4	41.03 Loreto Normanhurst Critchlow,Lucas,Booth,Dean,c:Bolster	6		2:08.91 (3) 2:08.91	4:17.44 (4) 2:08.53	6:22.63 2:05.19	2.28	+19.92	
5	41.04 PLC Sydney Polly,Brady,Vaughan,Racki,c:Glenn	2		2:11.54 (4) 2:11.54	4:19.40 (5) 2:07.86	6:28.13 2:08.73	5.50	+25.42	
6	41.08 Tara School Harrison,Waugh,Fahd,Hole,c:Malka	4		2:14.98 (6) 2:14.98	4:31.53 (6) 2:16.55	6:43.49 2:11.96	15.36	+40.78	
	41.02 Loreto Kirribilli Cadman,Olivieri,Constantian,Cannane,c:Harris	1	SCRATCHED						
	41.06 St Catherine's Chong,Edwards,Price,Cooper,c:Edwards	3	SCRATCHED						

Race 59 Schoolgirl Year 10 Coxed Quad Scull Division 2							Final	
Place	Crew	Lane	-	500m	1000m	1500m	Margins	
1	42.02 Loreto Kirribilli Foster,Loadsman,Bateman,McMillan,c:Long	7		2:03.97 2:03.97	4:12.76 (1) 2:08.79	6:20.76 2:08.00	0.00	+0.00
2	42.05 Pymble Ladies Sullivan,Oppenheim,Seymour,Braysich,c:Hudson	4		2:07.98 2:07.98	4:18.20 (2) 2:10.22	6:28.94 2:10.74	8.18	+8.18
3	42.01 Canberra Girls Grammar Myler,Pinson,Worswick,McDougal,c:Gathercole	1		2:09.34 2:09.34	4:23.54 (3) 2:14.20	6:36.88 2:13.34	7.94	+16.12
4	42.04 PLC Sydney Taylor,O'Dea,Reed,Beggs,c:Thompson	2			4:28.38 (5) 2:08.73	6:37.11 2:08.73	0.23	+16.35
5	42.03 Loreto Normanhurst Anderson,Robinson,Evans,O'Kane,c:Hartshorne	3		2:11.97 2:11.97	4:24.89 (4) 2:12.92	6:39.08 2:14.19	1.97	+18.32
6	42.07 Sydney Girls Talevski,Britt,Lim,Tzioumis,c:Gamage	6		2:12.76 2:12.76	4:31.50 (6) 2:18.74	6:45.16 2:13.66	6.08	+24.40
7	42.06 St Catherine's Amos,Parameswaran,Skeffington,Shearer,c:Richardson	5		2:15.46 2:15.46	4:34.81 (8) 2:19.35	6:50.82 2:16.01	5.66	+30.06
8	42.08 Tara School Gill,Lingham,Alhajali,Cocks,c:Song	8		2:11.50 2:11.50	4:33.10 (7) 2:21.60	6:51.49 2:18.39	0.67	+30.73

Race 60 Schoolgirl Year 10 Coxed Quad Scull Division 3							Final	
Place	Crew	Lane	-	500m	1000m	1500m	Margins	
1	43.01 Canberra Girls Grammar Merkel,Curlewis,Natney,Hatton,c:Boyce	4		2:02.49 (1) 2:02.49	4:14.25 (1) 2:11.76	6:23.78 2:09.53	0.00	+0.00
2	43.06 St Catherine's Macneal,Gerahty,Horrell,Rahman,c:Mcgeechn	8		2:05.79 (2) 2:05.79	4:19.47 (2) 2:13.68	6:31.65 2:12.18	7.87	+7.87
3	43.05 Pymble Ladies Smith,Kaleski,Dunlop,Walker,c:Ibbotson	3		2:10.63 (4) 2:10.63	4:23.39 (3) 2:12.76	6:37.90 2:14.51	6.25	+14.12
4	43.04 PLC Sydney Osborne,Wanless,Hopwood,Whitford,c:Ali Beck	5		2:12.13 (5) 2:12.13	4:29.53 (5) 2:17.40	6:40.26 2:10.73	2.36	+16.48
5	43.02 Loreto Kirribilli Gracie,Lowrey,Ell,Sage,c:Harding	2		2:09.44 (3) 2:09.44	4:26.83 (4) 2:17.39	6:44.59 2:17.76	4.33	+20.81
6	43.03 Loreto Normanhurst Perosin,Campbell,Richards,Ranftl,c:Flaherty	6		2:13.57 (6) 2:13.57	4:35.55 (6) 2:21.98	6:55.50 2:19.95	10.91	+31.72
7	43.07 Sydney Girls Prabhakaran,Contractor,Waring,Hari,c:Su	7		2:21.98 (7) 2:21.98	4:50.12 (7) 2:28.14	7:13.49 2:23.37	17.99	+49.71

Race 61 Schoolgirl Year 10 Coxed Quad Scull Division 4							Final	
Place	Crew	Lane	-	500m	1000m	1500m	Margins	
1	44.02 Loreto Kirribilli Callaghan,Noye,Damian,Moran,c:Rose	3		2:06.11 (1) 2:06.11	4:12.63 (1) 2:06.52	6:18.47 2:05.84	0.00	+0.00
2	44.01 Canberra Girls Grammar Van Geelen,Knight,Farrell,Croker,c:Ciacia	4		2:10.24 (2) 2:10.24	4:25.94 (2) 2:15.70	6:40.41 2:14.47	21.94	+21.94
3	44.05 St Catherine's Voigt,D'Arcy,Cozens,Gay,c:Steel	5		2:13.77 (3) 2:13.77	4:29.96 (3) 2:16.19	6:43.99 2:14.03	3.58	+25.52
4	44.03 Loreto Normanhurst Burke*,Woods,Whittaker,Travers,c:Tran	6		2:16.44 (4) 2:16.44	4:32.69 (4) 2:16.25	6:44.95 2:12.26	0.96	+26.48
5	44.04 PLC Sydney Vuong,Stock,Earls,Salmon,c:Sydun-West	7		2:17.22 (5) 2:17.22	4:35.67 (5) 2:18.45	6:50.05 2:14.38	5.10	+31.58

*substitute

Race 62 Schoolgirl Year 10 Coxed Quad Scull Division 5							A Final	
Place	Crew	Lane	-	500m	1000m	1500m	Margins	
1	45.02 Loreto Kirribilli Hill,Schmidt,Howard,Colla,c:Jones	3		2:09.00 (1) 2:09.00	4:22.06 (1) 2:13.06	6:35.11 2:13.05	0.00	+0.00
2	45.01 Canberra Girls Grammar Zimburg,Davies,Foster Wright,Mclachlan,c:Miller	4		2:11.09 (2) 2:11.09	4:32.45 (2) 2:21.36	6:54.67 2:22.22	19.56	+19.56
3	45.03 Loreto Normanhurst Akerboom,El Haddad,Hadwen,O'Keeffe,c:Bolster	2		2:27.21 (3) 2:27.21	4:58.78 (3) 2:31.57	7:20.37 2:21.59	25.70	+45.26

Photo for 2nd Place



Race 62 Schoolgirl Year 10 Coxed Quad Scull Division 6							A Final	
Place	Crew	Lane	-	500m	1000m	1500m	Margins	
1	46.01 Loreto Kirribilli Callanan,Howse,Conti,Burgess,c:Carey	6		2:15.85 (1) 2:15.85	4:37.02 (1) 2:21.17	6:54.92 2:17.90	0.00	+0.00
2	46.02 North Sydney Girls Xie,Fung,Chen,Hu,c:Sy	7		2:27.72 (2) 2:27.72	4:55.73 (2) 2:28.01	7:28.70 2:32.97	33.78	+33.78

Photo for 2nd Place



Race 63 Men's Under 19 Four							Division 1	
Place	Crew	Lane	500m	1000m	1500m	2000m	Margins	
1	47.12 Kings 1 Gribble,Malouf,Monroe,Dugan,c:Harris	8	1:46.10 (1) 1:46.10	3:38.76 (1) 1:52.66	5:31.32 (1) 1:52.56	7:22.41 1:51.09	0.00	+0.00
2	47.04 Shore 1 Kalantar,Hofman,Smallcombe,Nielsen,c:Bartlett	5	1:48.23 (2) 1:48.23	3:41.50 (2) 1:53.27	5:34.96 (2) 1:53.46	7:26.55 1:51.59	4.14	+4.14
3	47.05 Shore 2 Martin,Murray,Perryman,Halliday,c:Peterson	2	1:49.08 (4) 1:49.08	3:43.21 (3) 1:54.13	5:36.73 (3) 1:53.52	7:29.38 1:52.65	2.83	+6.97
4	47.01 Scots 1 Redman,Campbell,Barber,Charlesworth,c:Ulcoq	7	1:48.31 (3) 1:48.31	3:44.24 (4) 1:55.93	5:38.00 (4) 1:53.76	7:29.89 1:51.89	0.51	+7.48
5	47.08 St Josephs 1 Purtle,Fiore,Greer,Moloney,c:Horsley	6	1:51.01 (5) 1:51.01	3:49.37 (5) 1:58.36	5:43.38 (5) 1:54.01	7:38.65 1:55.27	8.76	+16.24
6	47.02 Scots 2 Hinkfuss,Walker,Bradfield,Walker,c:Bullock	3	1:51.90 (6) 1:51.90	3:51.96 (7) 2:00.06	5:50.03 (6) 1:58.07	7:44.08 1:54.05	5.43	+21.67
7	47.09 St Josephs 2 Noye,Ridal,Voulgaris,Websdale,c:Hartley	4	1:52.71 (7) 1:52.71	3:51.77 (6) 1:59.06	5:52.63 (7) 2:00.86	7:49.95 1:57.32	5.87	+27.54
8	47.13 Kings 2 Lee,Verman,Munro,Massey,c:Collins	1	1:54.07 (8) 1:54.07	3:52.39 (8) 1:58.32	5:55.33 (8) 2:02.94	7:53.88 1:58.55	3.93	+31.47

Race 64 Men's Under 19 Four							Division 2			
Place	Crew	Lane	500m	1000m	1500m	2000m	Margins			
1	47.06 Shore 3 Robinson,Knight,Kellahan,Wilson,c:McIntyre	5	1:51.45 (1) 1:51.45	3:47.17 (1) 1:55.72	5:43.51 (1) 1:56.34	7:38.04 1:54.53	0.00	+0.00		
2	47.07 Shore 4 Cruikshank,Crookes,Clift,Edlington,c:McClosky	7	1:52.33 (2) 1:52.33	3:52.89 (3) 2:00.56	5:47.27 (2) 1:54.38	7:43.79 1:56.52	5.75	+5.75		
3	47.11 St Josephs 4 Reynolds,Watts,Heilman,Langford,c:Lucarelli	6	1:53.00 (3) 1:53.00	3:49.45 (2) 1:56.45	5:51.41 (3) 2:01.96	7:51.68 2:00.27	7.89	+13.64		
4	47.03 Scots 3 Cheung,Ward,Teen,Mitchell,c:Norburn	4	1:56.92 (4) 1:56.92	3:59.27 (4) 2:02.35	6:00.99 (4) 2:01.72	8:00.90 1:59.91	9.22	+22.86		
5	47.10 St Josephs 3 MacRae,Sutherland,Adams,Lunn,c:Grundy	3	1:59.03 (5) 1:59.03	4:02.60 (5) 2:03.57	6:09.00 (5) 2:06.40	8:11.56 2:02.56	10.66	+33.52		
6	47.14 Kings 3 Parsons,Orr,Busch,Doering,c:Prideaux	2	2:00.50 (6) 2:00.50	4:09.10 (6) 2:08.60	6:21.43 (6) 2:12.33	8:32.43 2:11.00	20.87	+54.39		
	47.15 Kings 4 Turner,Meroi,Wilsenach,Negro,c:Manka	8	SCRATCHED							

Race 65 Women's Under 19 Coxed Four							A Final	
Place	Crew	Lane	500m	1000m	1500m	2000m	Margins	
1	48.02 PLC Sydney Leckie,Englert,Englert,Rutherford,c:Hong	2	2:00.94 (1) 2:00.94	4:06.51 (1) 2:05.57	6:12.24 (1) 2:05.73	8:15.82 2:03.58	0.00	+0.00
2	48.01 Canberra Girls Grammar McDonagh,Cummins,Ross,Smethurst,c:Dickson	3	2:03.88 (3) 2:03.88	4:11.60 (3) 2:07.72	6:17.34 (2) 2:05.74	8:22.28 2:04.94	6.46	+6.46
3	48.03 Pymble Ladies Madew,Jones,Anderson,Hall,c:Hudson	4	2:02.05 (2) 2:02.05	4:11.22 (2) 2:09.17	6:21.33 (3) 2:10.11	8:24.88 2:03.55	2.60	+9.06

Race 65 Womens Under 19 Coxed Quad							A Final	
Place	Crew	Lane	500m	1000m	1500m	2000m	Margins	
1	50.01 PLC Sydney 1 Brady,Racki,Polly,Vaughan,c:Glenn	7	2:02.07 (1) 2:02.07	4:07.57 (1) 2:05.50	6:09.70 (1) 2:02.13	8:10.67 2:00.97	0.00	+0.00
2	50.02 PLC Sydney 2 O'Dea,Taylor,Beggs,Reed,c:Thompson	8	2:14.67 (2) 2:14.67	4:32.46 (2) 2:17.79	6:49.88 (2) 2:17.42	9:00.23 2:10.35	49.56	+49.56

Race 66 Men's Under 19 Eight							Final	
Place	Crew	Lane	500m	1000m	1500m	2000m	Margins	
1	51.07 Kings 1 Fulton-Kennedy,Jarvis,Stacy,Weston, Arnott,Roach,McClellan,Von Appen,c:Wickham	8	1:33.33 (3) 1:33.33	3:09.08 1:35.75	4:43.96 (2) 1:34.88	6:14.53 1:30.57	0.00	+0.00
2	51.05 St Josephs 1 Curtin,Jackson,Matchett,McCauley, Mirow,Hewitt,Skinner,Rath,c:Lewis	7	1:34.09 (6) 1:34.09	3:10.11 1:36.02	4:45.88 (3) 1:35.77	6:16.80 1:30.92	2.27	+2.27
3	51.03 Shore 1 Glendenning,Austin*,Delaney,Hancock, Hoffman,Pearce,Elmslie,Duckworth,c:Leijer	6	1:32.06 (1) 1:32.06	3:07.17 1:35.11	4:42.99 (1) 1:35.82	6:17.91 1:34.92	1.11	+3.38
4	51.01 Scots 1 Squillace,Mundell, Van der Donk,Hart, Aveyard,Rush,Sanders,Todd,c:Rose	5	1:33.06 (2) 1:33.06		4:46.66 (4) 1:33.00	6:19.66 1:33.00	1.75	+5.13
5	51.04 Shore 2 McArdle,Phillips,Bogatez,Myerscough, Sinclair,Odell,Atkinson,Malcolm*,c:Dunlop	3	1:33.55 (4) 1:33.55	3:12.81 1:39.26	4:50.71 (5) 1:37.90	6:28.72 1:38.01	9.06	+14.19
6	51.08 Kings 2 Whalan,Irving,Taylor,Wickham, Nivison,Farrington,Boag,Jones,c:Cooke	1	1:34.85 (8) 1:34.85		4:56.17 (7) 1:35.78	6:31.95 1:35.78	3.23	+17.42
7	51.06 St Josephs 2 Scott,Ward,Campbell,Kearney, Smith,Easton,Davis,Barrett,c:Den	2	1:33.59 (5) 1:33.59	3:14.44 1:40.85	4:53.17 (6) 1:38.73	6:33.45 1:40.28	1.50	+18.92
8	51.02 Scots 2 Cobcroft,Walker,Wade,Fergusson, Robinson,Hansen,Aitken,Scott,c:Wright	4	1:34.16 (7) 1:34.16		4:57.20 (8) 1:36.78	6:33.98 1:36.78	0.53	+19.45

*substitute

Photo for 1st Place



Race 67 Women's Under 19 Eight							Final			
Place	Crew	Lane	500m	1000m	1500m	2000m	Margins			
1	52.01 Canberra Girls Grammar 1 Wallace,Maxwell,Collisson,Turner, Khan,Oerder,Kerr,Wallace,c:Shaw	7	1:45.50 (1) 1:45.50	3:32.93 (1) 1:47.43	5:17.81 (1) 1:44.88	7:04.27 1:46.46	0.00	+0.00		
2	52.08 Queenwood Jallat,Mentzines,Nell,Prendiville, Botha,Preller,Werner,McLellan,c:Osborne	6	1:46.41 (3) 1:46.41	3:35.37 (2) 1:48.96	5:23.72 (2) 1:48.35	7:09.58 1:45.86	5.31	+5.31		
3	52.03 Loreto Kirribilli 1 McDougall,Carey,McKenzie,Tiffin, Whineray,Graham,Eales,Dunlop,c:Harris	8	1:46.15 (2) 1:46.15	3:35.79 (3) 1:49.64	5:25.90 (3) 1:50.11	7:14.60 1:48.70	5.02	+10.33		
4	52.05 Loreto Kirribilli 3 Cannane,McMillan,Bateman,Foster, Constantian,Loadsman,Olivieri,Cadman,c:Harris	1	1:52.30 (5) 1:52.30	3:46.00 (4) 1:53.70	5:41.60 (4) 1:55.60	7:33.04 1:51.44	18.44	+28.77		
5	52.04 Loreto Kirribilli 2 O'Loughlin,Brown,Holden,Jones, Van Vliet,Kearney,Dixon,Skinner,c:Carlson	3	1:50.89 (4) 1:50.89	3:47.07 (5) 1:56.18	5:43.55 (5) 1:56.48	7:34.34 1:50.79	1.30	+30.07		
6	52.02 Canberra Girls Grammar 2 Motherway,de Somer,Rowe,Monk, Burns,Binutti,Mclaren,Johnston,c:Newham	2	1:57.95 (6) 1:57.95	3:59.67 (6) 2:01.72	6:01.37 (6) 2:01.70	8:00.68 1:59.31	26.34	+56.41		
7	52.07 New England Girls Sutherland,Mitchell,Thomas,Cook, Bartel,White,Haynes,Dugdale,c:Ball	4	2:15.38 (7) 2:15.38	4:41.22 (7) 2:25.84	7:02.09 (7) 2:20.87	9:13.87 2:11.78	73.19	+129.6		
	52.06 Loreto Normanhurst Cooksey,Pringle,Illek,Perosin, Woods,Gourley,Hassall,Gillies,c:Cowap	5	DID NOT START							